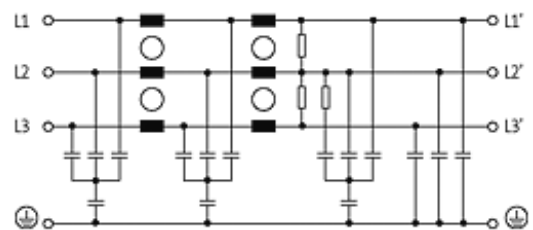



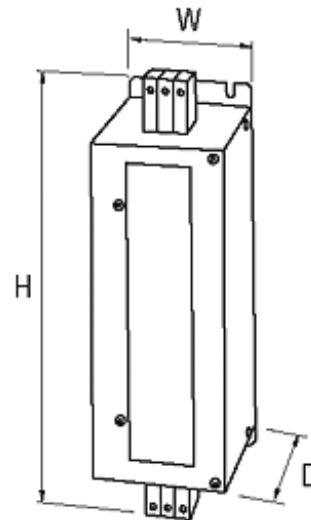
**MEF EMC-FILTER 3-PHASE 2-STAGE**

I:36A U:3x500 VAC book-style

Current: 36 A  
2-stage

Attenuation curves on request.

[Link to Product](#)**Illustration**



Product may differ from Image

### Approvals



### Technical Data

Operating voltage	max. 3 × 500 V AC
Operating frequency	50...60 Hz
Overload current	18 × (IN t) max. 0.5 ms; 1.5 × (IN t) max. 1 min. (1 × per hour)
Consumption at 250 V AC	max. 15 mA
Connection cross section	0.2...10 mm <sup>2</sup> single core (AWG 24...7); 0.2...6 mm <sup>2</sup> multiple core (AWG 24...9)

### General data

Climatic category	25/085/21 (EN 60068-1)
Test isolation voltage	3.3 kV (L - N), 2 s; 3.1 kV (L - L), 2 s
Connection	Screw connection, touch protected
Mounting method	screw fixing
Dimensions H × W × D	226×50×140 mm

### Description

Functional description	The 3-phase and 1-/2-stage EMC filters MEF 3/1-3/2 are used in the range 0.1...30 MHz and dampen interferences found in cables from the mains, supply units and control systems. They are suitable for TN-C- and IT mains. The best results are obtained with s
------------------------	---

### Commercial data

country of origin	IT
customs tariff number	85363030
minimum order quantity	1