

D93 boxes



In the picture: cable entry flange fixed on the bottom of the box for all serial articles.

Casing:

1,5 mm thick carbon steel; welded monobloc structure.

Internal Plate:

2 mm thick galvanised steel sheet (Sendzimir), not adjustable.

Cable Entry:

Bottom sealed flange.

Solid door:

1,5 mm thickness; polyurethane sealing gasket; Pre-drilled internal supports for elements mounting (from H606); pvc locking systems with 3 mm double-comb tool insert, other configurations are available. 120° standard opening with reversible left hinges.

Transparent door:

Same characteristics but provided with glass transparent porthole and 1,5 mm thick sheet internal door.

Earthing:

M6 pins to be welded on structure and doors.

Painting:

Thermosetting powders


Material:

1,5 mm thick carbon steel sheet


Standard Colours:

RAL7035 textured
RAL7032 on request

Degree of Protection and Approvals:

 IP55 EN 62 208 • EN 61 439-1
IK10 EN 62 208 • EN 61 439-1

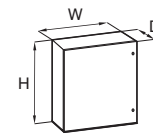
 EN 62 208 • EN 61 439-1

 TYPE 1, 12, 4 • Standard 508
NEMA 1, 12, 4 • Standard 250

 ELE118311CS

 2011/65/CE

 1272/2008/CE



SIDE-BY-SIDE CONFIGURATIONS WITH ADJACENT HINGES REQUIRE A 10 mm SPACER.

THE **UL/CSA** MARK MUST BE SPECIFICALLY REQUESTED IN THE ORDER



D93 box bottom detail



Wall fixing brackets



Rain Protection Roof

boxes D93

BOXES

★ without cable entry flange



Depth D150

Dimensions (mm)			Doors number of doors	D93 solid door internal plate flange	D93S glass door, internal door, internal plate flange	Internal Plate Dimensions HxW	Wall fixing Brackets set FeZn 2mm	Plastic Diagram Bag	Ventilation Protection Device	Door's internal Bar	Rain Protection Roof
H	W	D									
306	206	150	1	D93/1.35★	-	250x170	AG1	DRC 926	VE1300.35	-	-
306	256	150	1	D93/2.35	-	250x220	AG1	DRC 926	VE1300.35	-	-
306	306	150	1	D93/4.35	-	250x270	AG1	DRC 926	VE1300.35	-	-
356	256	150	1	D93/5.35	-	300x220	AG1	DRC 926	VE1300.35	-	-
406	306	150	1	D93/7.35	-	350x270	AG1	DRC 926	VE1300.35	-	-
506	306	150	1	D93/10.35	-	450x270	AG1	DRC 926	VE1300.35	-	-
506	356	150	1	D93/12.35	-	450x320	AG1	DRC 926	VE1300.35	-	-

Depth D200

306	256	200	1	D93/3.35	-	250x220	AG1	DRC 926	VE1300.35	-	-
356	256	200	1	D93/6.35	-	300x220	AG1	DRC 926	VE1300.35	-	-
406	306	200	1	D93/8.35	D93/8S.35	350x270	AG1	DRC 926	VE1300.35	-	D93/90.35
406	406	200	1	D93/9.35	D93/9S.35	350x370	AG1	DRC 926	VE1300.35	D93/45	D93/91.35
506	306	200	1	D93/11.35	D93/11S.35	450x270	AG1	DRC 926	VE1300.35	-	D93/90.35
506	356	200	1	D93/13.35	D93/13S.35	450x320	AG1	DRC 926	VE1300.35	-	D93/101.35
506	406	200	1	D93/14.35	D93/14S.35	450x370	AG1	DRC 926	VE1300.35	D93/45	D93/91.35
506	506	200	1	D93/16.35	D93/16S.35	450x470	AG1	DRC 926	VE1300.35	D93/46	D93/93.35
600	800	200	2	D93/862.35	-	544x744	AG1	DRC 926	VE1300.35	D93/48	D93/98.35
600	1000	200	2	D93/1062.35	-	544x944	AG1	DRC 926	VE1300.35	-	-
606	406	200	1	D93/17.35	D93/17S.35	550x370	AG1	DRC 926	VE1300.35	D93/45	D93/91.35
606	606	200	1	D93/19.35	D93/19S.35	550x550	AG1	DRC 926	VE1300.35	D93/47	D93/95.35
706	506	200	1	D93/21.35	D93/21S.35	650x450	AG1	DRC 926	VE1300.35	D93/46	D93/93.35
800	1000	200	2	D93/1082.35	-	744x944	AG1	DRC 926	VE1300.35	-	-
806	506	200	1	D93/23.35	D93/23S.35	750x450	AG1	DRC 926	VE1300.35	D93/46	D93/93.35
806	606	200	1	D93/25.35	D93/25S.35	750x550	AG1	DRC 926	VE1300.35	D93/47	D93/95.35
806	806	200	1	D93/882.35	-	750x750	AG1	DRC 926	VE1300.35	D93/48	D93/98.35
906	606	200	1	D93/28.35	D93/28S.35	850x550	AG1	DRC 926	VE1300.35	D93/47	D93/95.35
1006	806	200	1	D93/33.35	D93/33S.35	950x750	AG1	DRC 926	VE1300.35	D93/48	D93/98.35

Depth D250

506	406	250	1	D93/15.35	D93/15S.35	450x370	AG1	DRC 926	VE1300.35	D93/45	D93/92.35
606	406	250	1	D93/18.35	D93/18S.35	550x370	AG1	DRC 926	VE1300.35	D93/45	D93/92.35
606	606	250	1	D93/20.35	D93/20S.35	550x550	AG1	DRC 926	VE1300.35	D93/47	D93/96.35
706	506	250	1	D93/22.35	D93/22S.35	650x450	AG1	DRC 926	VE1300.35	D93/46	D93/94.35
806	506	250	1	D93/24.35	D93/24S.35	750x450	AG1	DRC 926	VE1300.35	D93/46	D93/94.35
806	606	250	1	D93/26.35	D93/26S.35	750x550	AG1	DRC 926	VE1300.35	D93/47	D93/96.35
906	606	250	1	D93/29.35	D93/29S.35	850x550	AG1	DRC 926	VE1300.35	D93/47	D93/96.35
1006	606	250	1	D93/31.35	D93/31S.35	950x550	AG1	DRC 926	VE1300.35	D93/47	D93/96.35
1006	806	250	1	D93/34.35	D93/34S.35	950x750	AG1	DRC 926	VE1300.35	D93/48	D93/99.35
1206	806	250	1	D93/37.35	D93/37S.35	1150x750	AG1	DRC 926	VE1300.35	D93/48	D93/99.35

Depth D300

600	800	300	2	D93/863.35	-	544x744	AG1	DRC 926	VE1300.35	D93/48	D93/100.35
600	1000	300	2	D93/1063.35	-	544x944	AG1	DRC 926	VE1300.35	-	D93/103.35
600	1200	300	2	D93/1263.35	-	544x1144	AG1	DRC 926	VE1300.35	-	D93/104.35
600	1400	300	2	D93/1463.35	-	544x1344	AG1	DRC 926	VE1300.35	-	-
800	1000	300	2	D93/1083.35	-	744x944	AG1	DRC 926	VE1300.35	-	D93/103.35
800	1200	300	2	D93/1283.35	-	744x1144	AG1	DRC 926	VE1300.35	-	D93/104.35
800	1400	300	2	D93/1483.35	-	744x1344	AG1	DRC 926	VE1300.35	-	-
806	606	300	1	D93/27.35	D93/27S.35	750x550	AG1	DRC 926	VE1300.35	D93/47	D93/97.35
806	806	300	1	D93/883.35	-	750x750	AG1	DRC 926	VE1300.35	D93/48	D93/100.35
906	606	300	1	D93/30.35	D93/30S.35	850x550	AG1	DRC 926	VE1300.35	D93/47	D93/97.35
1000	1000	300	2	D93/10103.35	-	944x944	AG1	DRC 926	VE1300.35	-	D93/103.35
1006	606	300	1	D93/32.35	D93/32S.35	950x550	AG1	DRC 926	VE1300.35	D93/47	D93/97.35
1006	806	300	1	D93/35.35	D93/35S.35	950x750	AG1	DRC 926	VE1300.35	D93/48	D93/100.35
1000	1200	300	2	D93/12103.35	-	944x1144	AG1	DRC 926	VE1300.35	-	D93/104.35
1200	1200	300	2	D93/12123.35	-	1144x1144	AG1	DRC 926	VE1300.35	-	D93/104.35
1206	606	300	1	D93/36.35	D93/36S.35	1150x550	AG1	DRC 926	VE1300.35	D93/47	D93/97.35
1206	806	300	1	D93/38.35	D93/38S.35	1150x750	AG1	DRC 926	VE1300.35	D93/48	D93/100.35
1206	1006	300	1	D93/39.35	-	1150x950	AG1	DRC 926	VE1300.35	-	D93/103.35
1206	1006	300	2	D93/40.35	-	1150x950	AG1	DRC 926	VE1300.35	-	D93/103.35