



SOLID-STATE TIME RELAY OFF-DELAY WITH AUXILIARY VOLTAGE AND SEMICONDUCTOR OUTPUT 24...240V AC/DC TIME RANGE 0.05...100S FOR SNAPPING ONTO THE FRONT; FOR 3RT2 CONTACTORS S00/S0 SCREW TERMINALS INTEGRATED VARISTOR FOR DAMPING CONTACTOR COILS

General technical data:

product brand name		SIRIUS
Product designation		timing relay
Design of the product		off-delayed with auxiliary voltage
Protection class IP on the front		IP20
Protection class IP of the terminal		IP20
Degree of pollution		3
Insulation voltage with degree of pollution 3 Rated value	V	300
Installation altitude at height above sea level maximum	m	2 000
Ambient temperature		
• during storage	°C	-40 ... +85
• during operation	°C	-25 ... +60
• during transport	°C	-40 ... +85
EMI immunity acc. to IEC 60947-1		ambience A (industrial sector)
EMC emitted interference acc. to IEC 60947-1		CISPR11, ambience A (industrial sector)
Conducted interference due to burst acc. to IEC 61000-4-4		2 kV network connection / 1 kV control connection
Conducted interference due to conductor-earth surge acc. to IEC 61000-4-5		2 kV
Conducted interference due to conductor-conductor surge acc. to IEC 61000-4-5		1 kV
Electrostatic discharge acc. to IEC 61000-4-2		8 kV
Field-bound parasitic coupling acc. to IEC 61000-4-3		10 V/m
Shock resistance		15g / 11 ms

Vibration resistance		10 ... 55 Hz / 0.35 mm
Surge voltage resistance Rated value	kV	4
Equipment marking acc. to DIN 40719 extended according to IEC 204-2 acc. to IEC 750		K
Equipment marking acc. to DIN EN 61346-2		K
Adjustable time	s	0.05 ... 100
Switching function		
• ON-delay		No
• OFF delay		Yes
Switching function		
• with control signal		
— OFF delay		Yes
— pulse-shaping		No
• without control signal OFF delay		No
Product component semi-conductor output		Yes
Product expansion		
• optional remote control		No
• required remote control		No
Product function		
• star-delta circuit		No

Control circuit/ Control:

Design of the surge suppressor		with varistor
Supply voltage required Auxiliary voltage		Yes
Type of voltage of the control supply voltage		AC/DC
Control supply voltage frequency 1	Hz	50 ... 60
Control supply voltage 1		
• for DC	V	24 ... 240
• with AC		
— at 50 Hz	V	24 ... 240
— at 60 Hz	V	24 ... 240
Operating range factor control supply voltage rated value of the magnet coil		0.85 ... 1.1

Installation/ mounting/ dimensions:

Mounting type		clip-on
Width	mm	45
Height	mm	38
Depth	mm	74
Required spacing with side-by-side mounting		
• upwards	mm	0
• downwards	mm	0
• forwards	mm	0
• Backwards	mm	0

• at the side	mm	0
Required spacing for grounded parts		
• upwards	mm	0
• downwards	mm	0
• forwards	mm	0
• Backwards	mm	0
• at the side	mm	0
Required spacing for live parts		
• upwards	mm	0
• downwards	mm	0
• forwards	mm	0
• Backwards	mm	0
• at the side	mm	0

Connections/ Terminals:

Type of electrical connection for auxiliary and control current circuit		screw-type terminals
Product function removable terminal for auxiliary and control circuit		Yes
Type of connectable conductor cross-section		
• for auxiliary contacts		
— solid		0.5 ... 4 mm ² , 2x (0.5 ... 2.5 mm ²)
— finely stranded		
— with core end processing		1x (0.5 ... 2.5 mm ²), 2x (0.5 ... 1.5 mm ²)
• for AWG conductors for auxiliary contacts		2x (20 ... 14)

Certificates/ approvals:

Certificate of suitability		CE / UL / CSA
• EC declaration of conformity		Yes
• CSA-approval		Yes
• UL approval		Yes

General Product Approval	Test Certificates	Shipping Approval
--------------------------	-------------------	-------------------



[Special Test Certificate](#)

[Type Test Certificates/Test Report](#)



Shipping Approval	other
-------------------	-------



[Environmental Confirmations](#)

[Declaration of Conformity](#)

other

[other](#)

Further information

Information- and Downloadcenter (Catalogs, Brochures,...)

<http://www.siemens.com/industrial-controls/catalogs>

Industry Mall (Online ordering system)

<http://www.siemens.com/industrymall>

Cax online generator

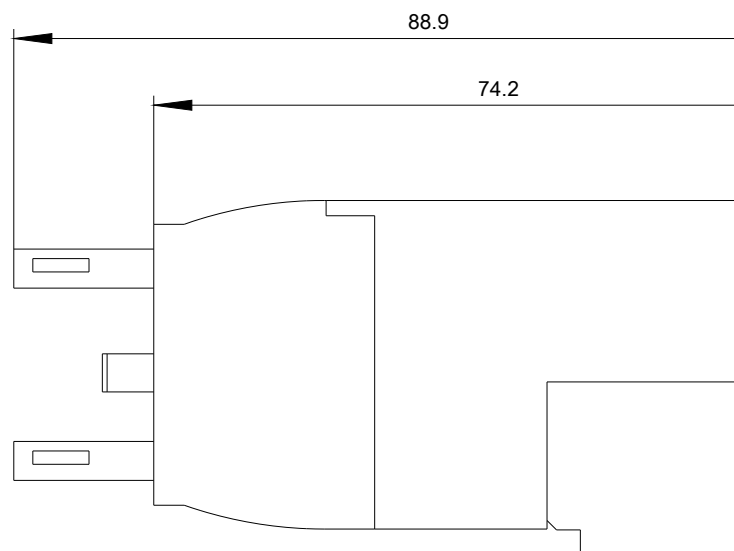
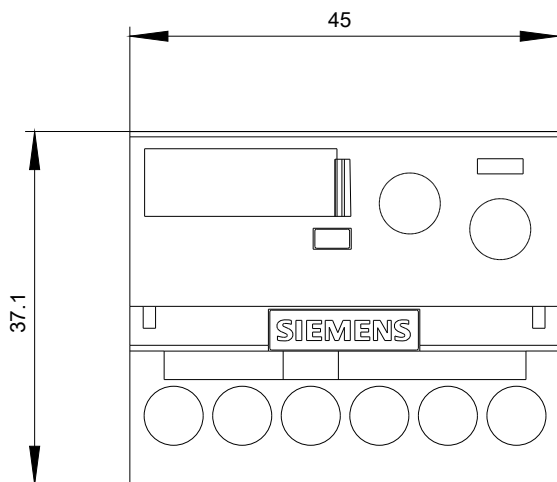
<http://support.automation.siemens.com/WW/CAXorder/default.aspx?lang=en&mlfb=3RA28121DW10>

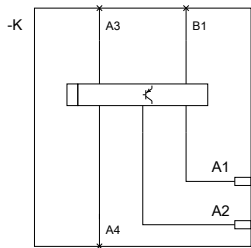
Service&Support (Manuals, Certificates, Characteristics, FAQs,...)

<http://support.automation.siemens.com/WW/view/en/3RA28121DW10/all>

Image database (product images, 2D dimension drawings, 3D models, device circuit diagrams, EPLAN macros, ...)

<http://www.automation.siemens.com/bilddb/index.aspx?attID9=3RA28121DW10&lang=en>





last modified:

09.03.2015