



CIRCUIT-BREAKER SIZE S00, FOR MOTOR PROTECTION, CLASS 10, A-REL. 3.5...5A, N-REL. 65A, SCREW TERMINAL, STANDARD SWITCHING CAPACITY

Figure similar

product brand name		SIRIUS
Product designation		circuit breaker
Design of the product		for motor protection

General technical data:

Active power loss total typical	W	6
Shock resistance		25g / 11 ms
Surge voltage resistance Rated value	V	6 000
Mechanical service life (switching cycles)		
• of the main contacts typical		100 000
Protection class IP		
• on the front		IP20
Equipment marking		
• acc. to DIN EN 61346-2		Q

Main circuit:

Number of poles for main current circuit		3
Adjustable response value current of the current-dependent overload release	A	3.5 ... 5
Operating voltage		
• Rated value	V	690
• at AC-3 Rated value maximum	V	690
Operating current		
• at AC-3		
— at 400 V Rated value	A	5
Operating power		
• at AC-3		

— at 400 V Rated value	kW	1.5
Operating frequency		
• at AC-3 maximum	1/h	15

Auxiliary circuit:

Number of CO contacts		
• for auxiliary contacts		0
Product expansion Auxiliary switch		Yes

Protective and monitoring functions:

Trip class		CLASS 10
Maximum short-circuit current breaking capacity (Icu)		
• with AC at 240 V Rated value	kA	100
• with AC at 400 V Rated value	kA	100
• with AC at 500 V Rated value	kA	3
• with AC at 690 V Rated value	kA	2

Short-circuit:

Design of the overcurrent release and short-circuit release		thermomagnetic
--	--	----------------

Installation/ mounting/ dimensions:

mounting position		any
Mounting type		screw and snap-on mounting onto 35 mm standard mounting rail according to DIN EN 50022
Height	mm	90
Width	mm	45
Depth	mm	81
Required spacing		
• with side-by-side mounting		
— Backwards	mm	0
— at the side	mm	0

Connections/ Terminals:

Type of electrical connection		
• for main current circuit		screw-type terminals
• for auxiliary and control current circuit		screw-type terminals
Arrangement of electrical connectors for main current circuit		front side
Product function		
• removable terminal for auxiliary and control circuit		No
Type of connectable conductor cross-section		
• for main contacts		
— solid		2x (0.5 ... 1.5 mm ²), 2x (0.75 ... 2.5 mm ²)
— stranded		2x (0.5 ... 1.5 mm ²), 2x (0.75 ... 2.5 mm ²)

- finely stranded with core end processing
- for AWG conductors for main contacts

2x (0.5 ... 1.5 mm²), 2x (0.75 ... 2.5 mm²)
2x (18 ... 14)

Safety related data:

Protection against electrical shock finger-safe

Mechanical data:

Size of the circuit-breaker S00






Ambient conditions:

Installation altitude at height above sea level maximum m 2 000

Ambient temperature

- during operation °C -20 ... +60
- during storage °C -50 ... +80
- during transport °C -50 ... +80


Certificates/ approvals:

General Product Approval	Test Certificates	Shipping Approval
 CCC  CSA  EAC	Special Test Certificate	 ABS  BUREAU VERITAS

Shipping Approval

 DNV	 GL	 LRS	 PRS	 RINA	 RMRS
---	--	---	---	--	--

other

Confirmation	other	Declaration of Conformity	Environmental Confirmations	 VDE
------------------------------	-----------------------	---	---	---

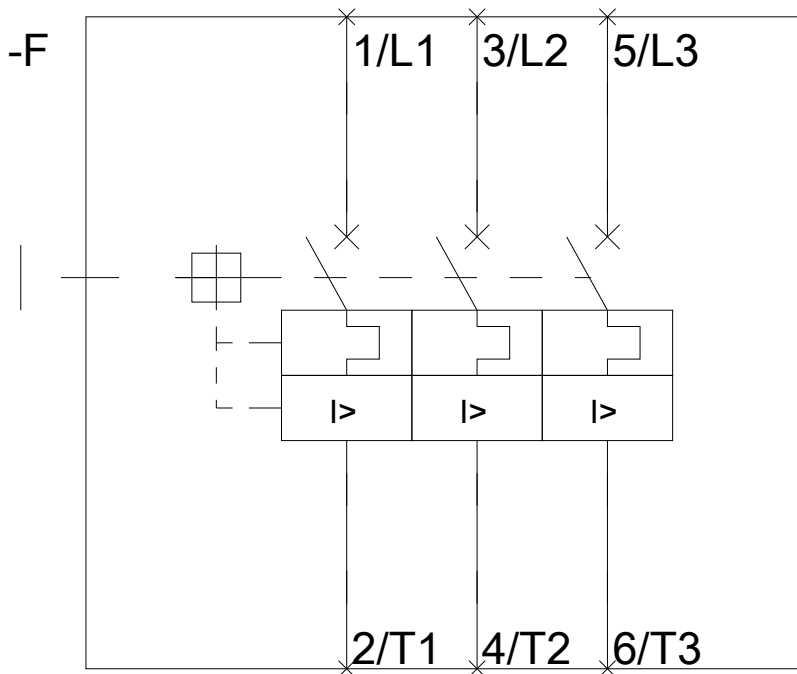
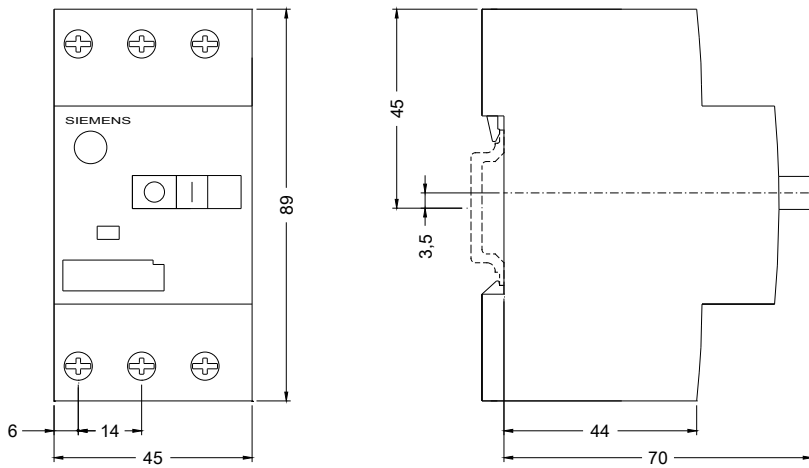
Further information

Information- and Downloadcenter (Catalogs, Brochures,...)
<http://www.siemens.com/industrial-controls/catalogs>

Industry Mall (Online ordering system)
<http://www.siemens.com/industrymall>

Cax online generator
<http://support.automation.siemens.com/WW/CAXorder/default.aspx?lang=en&mlfb=3RV10111FA10>

Service&Support (Manuals, Certificates, Characteristics, FAQs,...)
<http://support.automation.siemens.com/WW/view/en/3RV10111FA10/all>



last modified:

11.03.2015