

PCB terminal block - PT 1,5/ 2-5,0-V - 1935310

Please be informed that the data shown in this PDF Document is generated from our Online Catalog. Please find the complete data in the user's documentation. Our General Terms of Use for Downloads are valid (<http://phoenixcontact.com/download>)

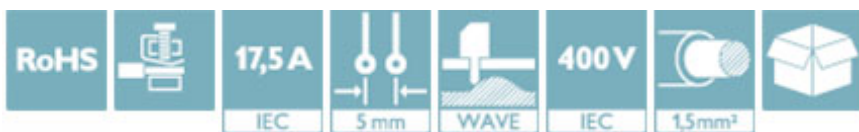
PCB terminal block, Nominal current: 17.5 A, Nom. voltage: 400 V, Pitch: 5 mm, Number of positions: 2, Connection method: Screw connection with wire protector, Mounting: Wave soldering, Conductor/PCB connection direction: 90 °, Color: green, Also possible: Connection of a 1.5 mm² conductor with ferrule, then however with reduction in rated voltage or degree of pollution / surge category.




The figure shows a 10-position version of the product

Why buy this product

- Well-known connection principle allows worldwide use
- Low temperature rise, thanks to maximum contact force
- High terminal block capacity thanks to rectangular terminal block space
- Allows connection of two conductors
- The latching on the side enables various numbers of positions to be combined



Key Commercial Data

Packing unit	250 STK
Minimum order quantity	250 STK
GTIN	 4 017918 923907
GTIN	4017918923907
Weight per Piece (excluding packing)	1.950 g
Custom tariff number	85369010
Country of origin	Germany

Technical data

Dimensions

Length	11.3 mm
Pitch	5 mm
Dimension a	5 mm
Constructional height	9 mm
Height	9 mm
Length of the solder pin	3.5 mm

PCB terminal block - PT 1,5/ 2-5,0-V - 1935310

Technical data

Dimensions

Pin dimensions	1,0 mm
Pin spacing	5 mm
Hole diameter	1.3 mm

General

Range of articles	PT 1,5/..-V
Insulating material group	I
Rated surge voltage (III/3)	4 kV
Rated surge voltage (III/2)	4 kV
Rated surge voltage (II/2)	4 kV
Rated voltage (III/3)	250 V
Rated voltage (III/2)	400 V
Rated voltage (II/2)	630 V
Connection in acc. with standard	EN-VDE
Nominal current I _N	17.5 A
Nominal cross section	1.5 mm ²
Maximum load current	17.5 A
Insulating material	PA
Solder pin surface	Sn
Flammability rating according to UL 94	V0
Internal cylindrical gage	A1
Stripping length	5 mm
Number of positions	2
Screw thread	M2,6
Tightening torque, min	0.35 Nm
Tightening torque max	0.4 Nm

Connection data

Conductor cross section solid min.	0.2 mm ²
Conductor cross section solid max.	2.5 mm ²
Conductor cross section flexible min.	0.2 mm ²
Conductor cross section flexible max.	2.5 mm ²
Conductor cross section flexible, with ferrule without plastic sleeve min.	0.25 mm ²
Conductor cross section flexible, with ferrule without plastic sleeve max.	1.5 mm ²
Conductor cross section flexible, with ferrule with plastic sleeve min.	0.25 mm ²
Conductor cross section flexible, with ferrule with plastic sleeve max.	1.5 mm ²
Conductor cross section AWG min.	26
Conductor cross section AWG max.	14
2 conductors with same cross section, solid min.	0.2 mm ²
2 conductors with same cross section, solid max.	0.75 mm ²
2 conductors with same cross section, stranded min.	0.2 mm ²
2 conductors with same cross section, stranded max.	0.75 mm ²

PCB terminal block - PT 1,5/ 2-5,0-V - 1935310

Technical data

Connection data

2 conductors with same cross section, stranded, ferrules without plastic sleeve, min.	0.25 mm ²
2 conductors with same cross section, stranded, ferrules without plastic sleeve, max.	0.34 mm ² The technical data regarding clamping with ferrules applies only when using crimping pliers ZA 3. When using ferrules, it is necessary to take into account possible restrictions regarding nominal voltage.
2 conductors with same cross section, stranded, TWIN ferrules with plastic sleeve, min.	0.5 mm ²
2 conductors with same cross section, stranded, TWIN ferrules with plastic sleeve, max.	0.75 mm ² The technical data regarding clamping with ferrules applies only when using crimping pliers ZA 3. When using ferrules, it is necessary to take into account possible restrictions regarding nominal voltage.

Standards and Regulations

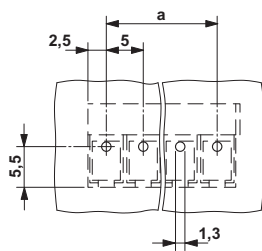
Connection in acc. with standard	EN-VDE
	CUL
Flammability rating according to UL 94	V0

Environmental Product Compliance

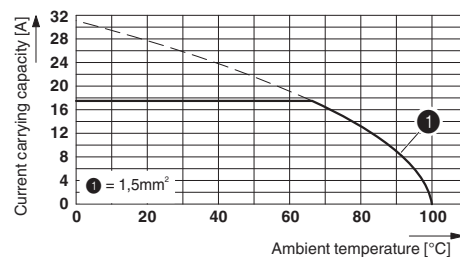
China RoHS	Environmentally Friendly Use Period = 50
	For details about hazardous substances go to tab "Downloads", Category "Manufacturer's declaration"

Drawings

Drilling diagram

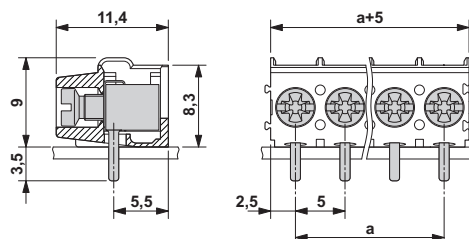


Diagram



Derating diagram for 5 pins; reduction factor=1

Dimensional drawing



PCB terminal block - PT 1,5/ 2-5,0-V - 1935310

Classifications

eCl@ss

eCl@ss 4.0	272607xx
eCl@ss 4.1	27141109
eCl@ss 5.0	27141190
eCl@ss 5.1	27141190
eCl@ss 6.0	27261101
eCl@ss 7.0	27440401
eCl@ss 8.0	27440401
eCl@ss 9.0	27440401

ETIM

ETIM 3.0	EC001121
ETIM 4.0	EC002643
ETIM 5.0	EC002643
ETIM 6.0	EC002643

UNSPSC

UNSPSC 6.01	30211801
UNSPSC 7.0901	39121432
UNSPSC 11	34131203
UNSPSC 12.01	39121432
UNSPSC 13.2	39121432

Approvals


Approvals

Approvals

UL Recognized / cUL Recognized / CCA / VDE Gutachten mit Fertigungsüberwachung / CCA / IECCEB Scheme / SEV / EAC / cULus Recognized

Ex Approvals


Approval details

UL Recognized		http://database.ul.com/cgi-bin/XYV/template/LISEXT/1FRAME/index.htm	FILE E 60425
	B	D	
mm ² /AWG/kcmil	26-12	26-12	
Nominal current IN	18 A	10 A	


PCB terminal block - PT 1,5/ 2-5,0-V - 1935310

Approvals


	B	D
Nominal voltage UN	300 V	300 V

cUL Recognized		http://database.ul.com/cgi-bin/XYV/template/LISEXT/1FRAME/index.htm	FILE E 60425
	B	D	
mm ² /AWG/kcmil	26-12	26-12	
Nominal current IN	18 A	10 A	
Nominal voltage UN	300 V	300 V	

CCA		IK-2681
mm ² /AWG/kcmil	2.5	
Nominal current IN	16 A	
Nominal voltage UN	250 V	

VDE Gutachten mit Fertigungsüberwachung		http://www.vde.com/en/Institute/OnlineService/ VDE-approved-products/Pages/Online-Search.aspx	40031691
mm ² /AWG/kcmil	0.2-2.5		
Nominal current IN	24 A		
Nominal voltage UN	250 V		

CCA		CCA/DE1 34070
mm ² /AWG/kcmil	0.2-2.5	
Nominal current IN	24 A	
Nominal voltage UN	250 V	

IECEE CB Scheme		http://www.iecee.org/	DE1-47795
mm ² /AWG/kcmil	0.2-2.5		
Nominal current IN	24 A		
Nominal voltage UN	250 V		

PCB terminal block - PT 1,5/ 2-5,0-V - 1935310

Approvals

SEV		https://www.electrosuisse.ch/en/meta/shop/product-certificates.html	IK-3558
mm ² /AWG/kcmil		2.5	
Nominal current I _N		16 A	
Nominal voltage U _N		250 V	

EAC		B.01742
-----	--	---------

cULus Recognized		http://database.ul.com/cgi-bin/XYV/template/LISEXT/1FRAME/index.htm
------------------	--	---

Accessories

Accessories

Labeled terminal marker

Marker card - SK 5/3,8:FORTL.ZAHLEN - 0804183



Marker card, Card, white, labeled, Horizontal: Consecutive numbers 1 - 10, 11 - 20, etc. up to 91 - (99)100, Mounting type: Adhesive, for terminal block width: 5 mm, Lettering field: 5 x 3.8 mm

Screwdriver tools

Screwdriver - SZS 0,6X3,5 - 1205053



Actuation tool, for ST terminal blocks, insulated, also suitable for use as a bladed screwdriver, size: 0.6 x 3.5 x 100 mm, 2-component grip, with non-slip grip