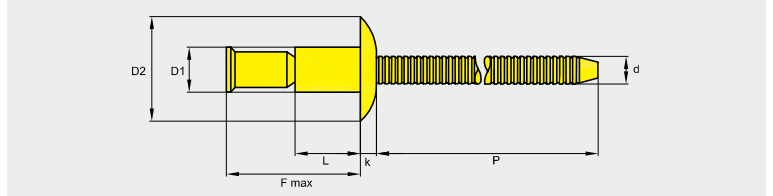
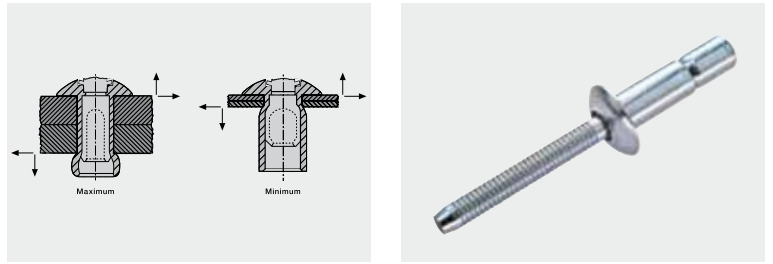



## FLACHRUNDKOPF MIT GERILLTEM NIETDORN DOMED HEAD WITH GROOVED MANDREL TÊTE PLATE CLOU CANNELÉ

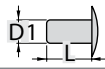








Stahl verzinkt  
Steel zinc plated  
Acier zingué


Stahl verzinkt  
Steel zinc plated  
Acier zingué

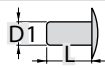






### Ø 4,8 mm

D1 = 4,8 +/- 0,09 mm  
D2 = 10,1 mm max.  
k = 2,1 mm max.  
d = 3,0 mm (Ref.)  
P ≥ 27,0 mm  
L = +/- 0,99 mm  
 4,9 - 5,1 mm

	F max		CODE					
4,8 x 10,5 mm	18,2 mm	1,6 - 6,9 mm	77788 48100	6400 N	5100 N	445 N	250	2500
4,8 x 14,5 mm	24,5 mm	1,6 - 11,1 mm	77788 48140				250	2500

### Ø 6,4 mm

D1 = 6,4 +0,1 / - 0,11 mm  
D2 = 13,4 mm max.  
k = 2,9 mm max.  
d = 4,0 mm (Ref.)  
P ≥ 31,0 mm  
L = +/- 0,99 mm  
 6,6 - 7,0 mm

	F max		CODE					
6,4 x 14,5 mm	23,7 mm	2,0 - 9,5 mm	77788 64140	11700 N	10400 N	1112 N	250	2500
6,4 x 19,5 mm	33,0 mm	2,0 - 15,9 mm	77788 64190				250	2500



Zur Verarbeitung der Hochfestigkeitsblindniete „M-LOCK“ ist ein spezielles Mundstück zu verwenden.  
For the processing of the high strength blind rivets „M-LOCK“ a special nosepiece must be used.  
Vous devez utiliser une pièce de pose spéciale pour poser les rivets à haute résistance „M-LOCK“.

<sup>1)</sup> typische Werte typical values valeurs moyennes

Technische Änderungen vorbehalten Subject to technical modifications Sous réserve de modifications (techniques)