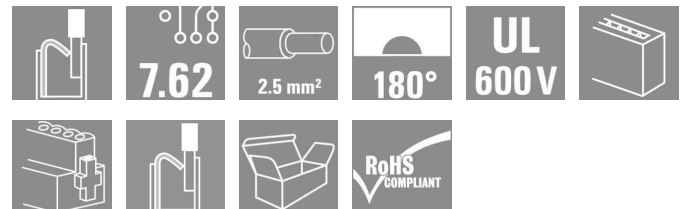


OMNIMATE Power - series BL/SL 7.62HP BLF 7.62HP/07/180F SN BK BX

Weidmüller Interface GmbH & Co. KG
 Klingenbergstraße 16
 D-32758 Detmold
 Germany
 Fon: +49 5231 14-0
 Fax: +49 5231 14-292083
 www.weidmueller.com



180° socket block in 7.62 pitch with PUSH IN connections for on-site wiring of 2.5-mm² wires. Fulfils the requirements of UL1059 600 V Class C and IEC 61800-5-1.

Can also be delivered as variant without flange, with external flange or with release latch.

- 0.5 - 2.5 mm² (IEC) / 20 - 14 AWG (UL)
- 400 V (IEC) / 600 V (UL)
- 20 A (IEC) / 16 A (UL)

General ordering data

Type	BLF 7.62HP/07/180F SN BK BX
Order No.	1227510000
Version	PCB plug-in connector, female plug, 7.62 mm, No. of poles: 7, 180°, PUSH IN spring connection, Clamping range, rated connection, max.: 2.5 mm ² , Box
GTIN (EAN)	4050118011869
Qty.	24 pc(s).
Product data	IEC: 1000 V / 24 A / 0.5 - 1.5 mm ² UL: 600 V / 20 A / AWG 20 - AWG 12
Packaging	Box

Erstellungs-Datum December 17, 2013 1:29:28 PM CET

OMNIMATE Power - series BL/SL 7.62HP BLF 7.62HP/07/180F SN BK BX

Weidmüller Interface GmbH & Co. KG
Klingenbergstraße 16
D-32758 Detmold
Germany
Fon: +49 5231 14-0
Fax: +49 5231 14-292083
www.weidmueller.com

Technische Daten

Dimensions and weights

Net weight 11.667 g

System parameters

Product family	OMNIMATE Power - series BL/SL 7.62HP	Wire connection method	PUSH IN spring connection
Conductor outlet direction	180°	Pitch in mm (P)	7.62 mm
Pitch in inches (P)	0.3 inch	No. of poles	7
Screwdriver blade	0.6 x 3.5	Stripping length	10 mm
L1 in mm	45.72 mm	L1 in inches	1.8 inch
Touch-safe protection acc. to DIN VDE 0470	IP 20	Touch-safe protection acc. to DIN VDE 517 106	Safe from finger touch

Material data

Insulating material	PBT	Colour	Black
Colour chart (similar)	RAL 9011	UL 94 flammability rating	V-0
CTI	≥ 200	Contact material	Cu-Leg
Contact surface	tinned		

Connectable conductors

Clamping range, rated connection, min.	0.08 mm ²	Clamping range, rated connection, max.	2.5 mm ²
Wire connection cross section AWG, min.	AWG 20	Wire connection cross section AWG, max.	AWG 14
Solid, min. H05(07) V-U	0.5 mm ²	Solid, max. H05(07) V-U	1.5 mm ²
Flexible, min. H05(07) V-K	0.5 mm ²	Flexible, max. H05(07) V-K	2.5 mm ²
w. wire end ferrule, DIN 46228 pt 1, min.	0.5 mm ²	w. wire end ferrule, DIN 46228 pt 1, max.	2.5 mm ²
w. plastic collar ferrule, DIN 46228 pt 4, min.	0.5 mm ²	w. plastic collar ferrule, DIN 46228 pt 4, max.	2.5 mm ²
Plug gauge acc. to EN 60999 a x b; Ø	2.8 mm x 2.0 mm		

DIN IEC rating data

Rated current, min. no. of poles (Tu=20°C)	24 A	Rated current, max. no. of poles (Tu=20°C)	24 A
Rated current, number of poles (Tu=40°C), min	23.8 A	Rated current, number of poles (Tu=40°C), max.	21 A
Rated voltage for surge voltage class pollution degree II/2	1,000 V	Rated voltage for surge voltage class pollution degree III/2	1,000 V
Rated voltage for surge voltage class pollution degree III/3	630 V	Rated impulse voltage for surge voltage class pollution degree II/2	6 kV
Rated impulse voltage for surge voltage class pollution degree III/2	8 kV	Rated impulse voltage for surge voltage class contamination degree III/3	6 kV
Short-time withstand current resistance	3 x 1s with 180 A		

CSA rating data

Rated voltage (Use group B)	600 V	Rated current (use group B)	21 A
Rated voltage (Use group C)	600 V	Rated current (use group C)	21 A
Rated voltage (use group D)	600 V	Rated current (use group D)	5 A
Wire cross-section, AWG, min.	AWG 20	Wire cross-section, AWG, max.	AWG 12

OMNIMATE Power - series BL/SL 7.62HP BLF 7.62HP/07/180F SN BK BX

Weidmüller Interface GmbH & Co. KG
 Klingenbergstraße 16
 D-32758 Detmold
 Germany
 Fon: +49 5231 14-0
 Fax: +49 5231 14-292083
 www.weidmueller.com

Technische Daten

UL 1059 rating data

Rated voltage (use group B)	600 V	Rated current (use group B)	20 A
Rated voltage (use group C)	600 V	Rated current (use group C)	20 A
Rated voltage (use group D)	600 V	Rated current (use group D)	5 A
Wire cross-section, AWG, min.	AWG 20	Wire cross-section, AWG, max.	AWG 12

Classifications

eClass 6.2	27-26-07-04	eClass 7.1	27-44-04-01
------------	-------------	------------	-------------

Notes

- Notes
- Additional colours on request
 - Gold-plated contact surfaces on request
 - Rated current related to rated cross-section & min. No. of poles.
 - Wire end ferrule without plastic collar to DIN 46228/1
 - Wire end ferrule with plastic collar to DIN 46228/4
 - P on drawing = pitch
 - Rated data refer only to the component itself. Clearance and creepage distances to other components are to be designed in accordance with the relevant application standards.

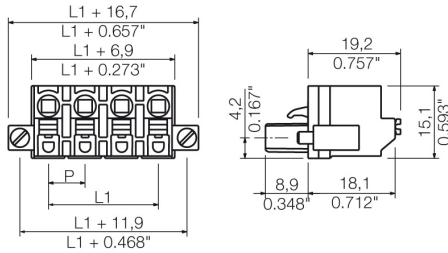
Approvals

ROHS	Conform
------	---------

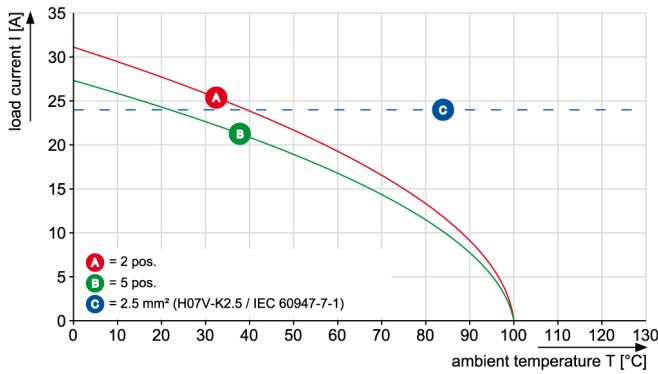
**OMNIMATE Power - series BL/SL 7.62HP
BLF 7.62HP/07/180F SN BK BX**

Weidmüller Interface GmbH & Co. KG
Klingenbergstraße 16
D-32758 Detmold
Germany
Fon: +49 5231 14-0
Fax: +49 5231 14-292083
www.weidmueller.com

Zeichnungen



BLF 7.62HP/.../180 - SL 7.62HP/.../90



BLF 7.62HP/.../180 - SL 7.62HP/.../90

