

## Device connector, rear mounting - PRC 3-FT25-MC4-150 - 1409220


Please be informed that the data shown in this PDF Document is generated from our Online Catalog. Please find the complete data in the user's documentation. Our General Terms of Use for Downloads are valid (<http://phoenixcontact.com/download>)



PRC device connector, black, 3-pos., 690 V (IEC 61984), 32 A, crimp connection, 4.0 mm<sup>2</sup> with 150 mm cable length, cut smooth at the end

RoHS

### Key Commercial Data

Packing unit	10 STK
GTIN	 4 046356 867733
GTIN	4046356867733
Weight per Piece (excluding packing)	41.000 g
Custom tariff number	85444290
Country of origin	Germany
Note	Made to Order (non-returnable)

### Technical data

#### General data

Number of positions	3
Protection class	II
Color	black
Locking type	Snap-in locking
Insertion/withdrawal cycles	100
Pull-out-force	150 N ± 50 N
Insertion force	30 N ± 10 N
Degree of protection (not plugged in)	IP65 (Lengthwise waterproofing)
Degree of protection (when plugged in)	IP66 / IP68 (2m / 24h) / IP69K

#### Connection data

Rated current	32 A (with 4 mm <sup>2</sup> conductor cross section)
Rated voltage (III/2)	690 V
Conductor cross section flexible max.	4 mm <sup>2</sup>

# Device connector, rear mounting - PRC 3-FT25-MC4-150 - 1409220

## Technical data

### Connection data

Torque	2.5 Nm $\pm$ 0.1 Nm (Tightening torque nut)
Wrench size, union nut	32.00 mm
Type of contact	Pin

### Material data

Contact material	Cu
Contact surface material	silver-plated
Contact carrier material	mPPE
Flammability rating according to UL 94	V0

### Conductor data

Fixed cable length	150 mm
Single wire, material	PVC
Single wire, color	black, blue, green/yellow
Wire diameter incl. insulation	4.15 mm $\pm$ 0.15 mm

### Standards and Regulations

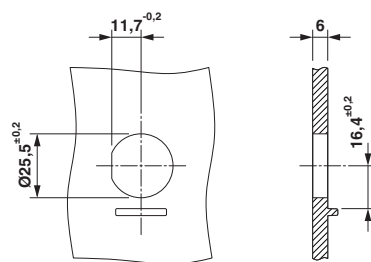
Flammability rating according to UL 94	V0
--	----

### Environmental Product Compliance

China RoHS	Environmentally Friendly Use Period = 50
	For details about hazardous substances go to tab "Downloads", Category "Manufacturer's declaration"

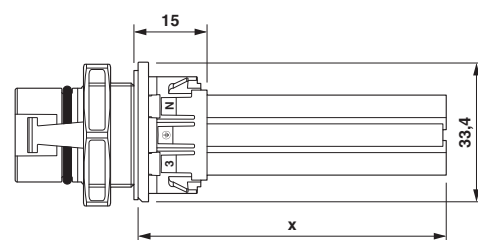
## Drawings

Dimensional drawing



Housing cutout

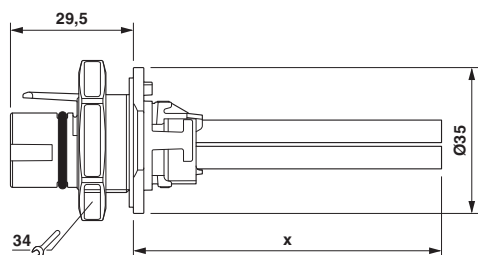
Dimensional drawing



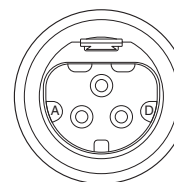
Dimensional drawing

# Device connector, rear mounting - PRC 3-FT25-MC4-150 - 1409220

Dimensional drawing



Schematic diagram



Connector pin assignment

Dimensional drawing

## Classifications

### eCl@ss

eCl@ss 4.0	272607xx
eCl@ss 4.1	27260701
eCl@ss 5.0	27260701
eCl@ss 5.1	27260701
eCl@ss 6.0	27279220
eCl@ss 7.0	27440103
eCl@ss 8.0	27440102
eCl@ss 9.0	27440103

### ETIM

ETIM 4.0	EC002061
ETIM 5.0	EC002635
ETIM 6.0	EC002061

### UNSPSC

UNSPSC 6.01	30211923
UNSPSC 7.0901	39121522
UNSPSC 11	39121522
UNSPSC 12.01	39121522
UNSPSC 13.2	39121413

## Approvals

### Approvals

#### Approvals

EAC / UL Listed / cUL Listed / null / null / cULus Listed

#### Ex Approvals

# Device connector, rear mounting - PRC 3-FT25-MC4-150 - 1409220

## Approvals

### Approval details

EAC		B.00767
-----	--	---------

UL Listed		<a href="http://database.ul.com/cgi-bin/XYV/template/LISEXT/1FRAME/index.htm">http://database.ul.com/cgi-bin/XYV/template/LISEXT/1FRAME/index.htm</a> E221474-20150513
mm <sup>2</sup> /AWG/kcmil	14-10	
Nominal current IN	35 A	
Nominal voltage UN	600 V	

cUL Listed		<a href="http://database.ul.com/cgi-bin/XYV/template/LISEXT/1FRAME/index.htm">http://database.ul.com/cgi-bin/XYV/template/LISEXT/1FRAME/index.htm</a> E221474-20150513
mm <sup>2</sup> /AWG/kcmil	14-10	
Nominal current IN	35 A	
Nominal voltage UN	600 V	

		R 60117904-0002
mm <sup>2</sup> /AWG/kcmil	6	
Nominal current IN	35 A	
Nominal voltage UN	690 V	

		R 60117904-0001
mm <sup>2</sup> /AWG/kcmil	6	
Nominal current IN	32 A	
Nominal voltage UN	500 V	

cULus Listed		
--------------	--	--

## Accessories

Accessories

Protective cover

## Device connector, rear mounting - PRC 3-FT25-MC4-150 - 1409220

### Accessories

Protective cap - PRC COVER M - 1409237



Protective cap for 3 and 5-pos. PRC device plugs