

NOTES:

1. MATERIALS AND FINISHES:

- BODY - BRASS, NICKEL PLATING
- CONTACT PIN - BRASS, GOLD PLATING
- SPACER - BRASS, NICKEL PLATING
- INSULATOR - PTFE, NATURAL
- SLEEVE - PTFE, NATURAL

2. ELECTRICAL:

- A. IMPEDANCE: 50 OHM, NOMINAL
- B. FREQUENCY RANGE: DC - 3 GHz
- C. VSWR (RETURN LOSS): 1.25 MAX.
- D. DIELECTRIC WITHSTANDING VOLTAGE: 1200 VRMS, MIN.

3. MECHANICAL:

- A. DURABILTIY: 500 CYCLES MIN.
- B. TEMERATURE RANGE: -65° C TO +165° C

4. CRIMPED FERRULE

HEX. CRIMP SIZE .187"

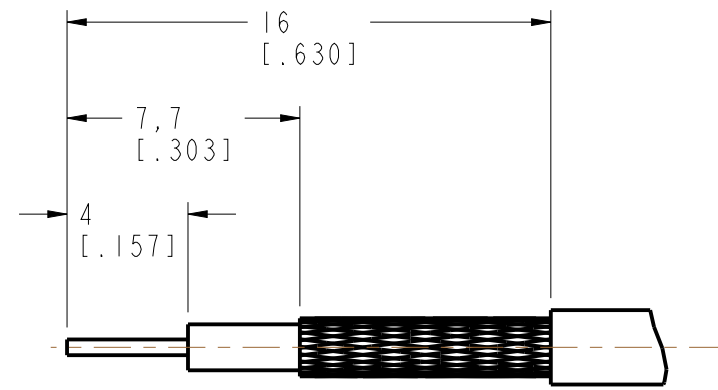
5. CRIMPED CONTACT PIN

HEX. CRIMP SIZE .068" OR TO SOLDER

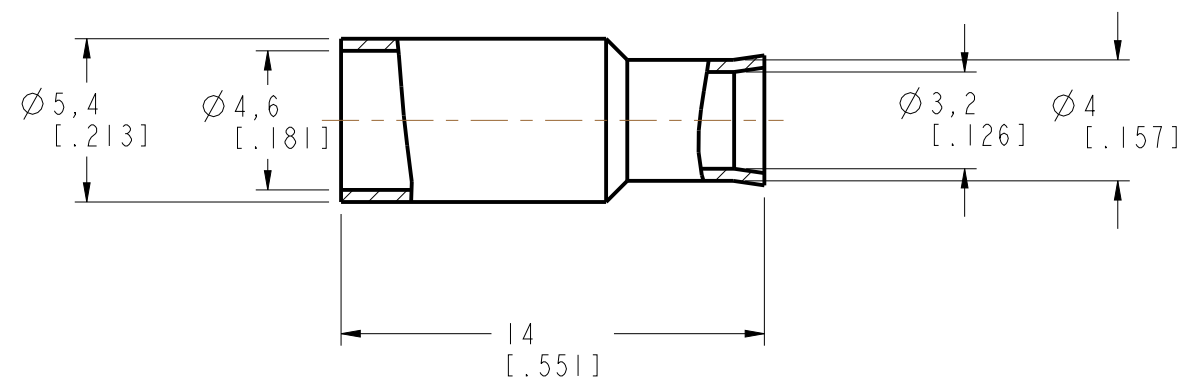
THIRD ANGLE PROJ.

REVISIONS

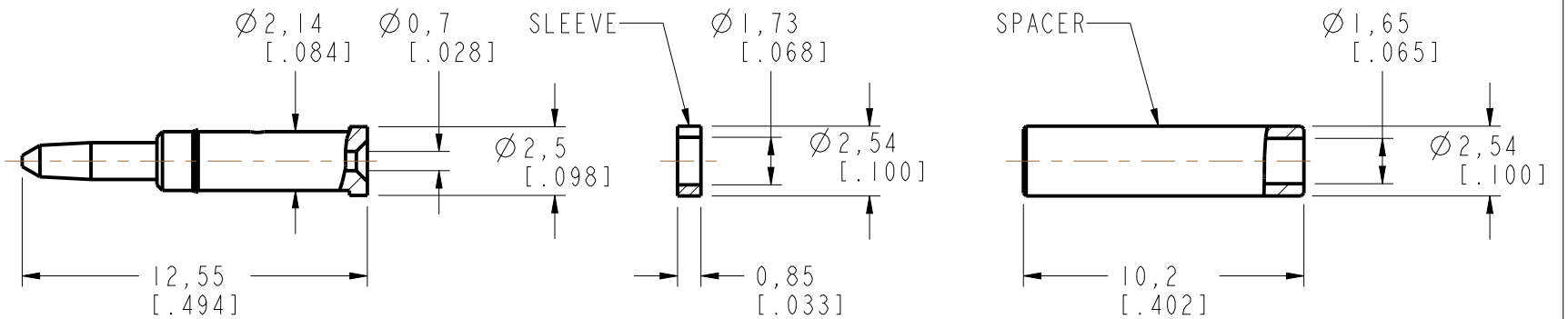
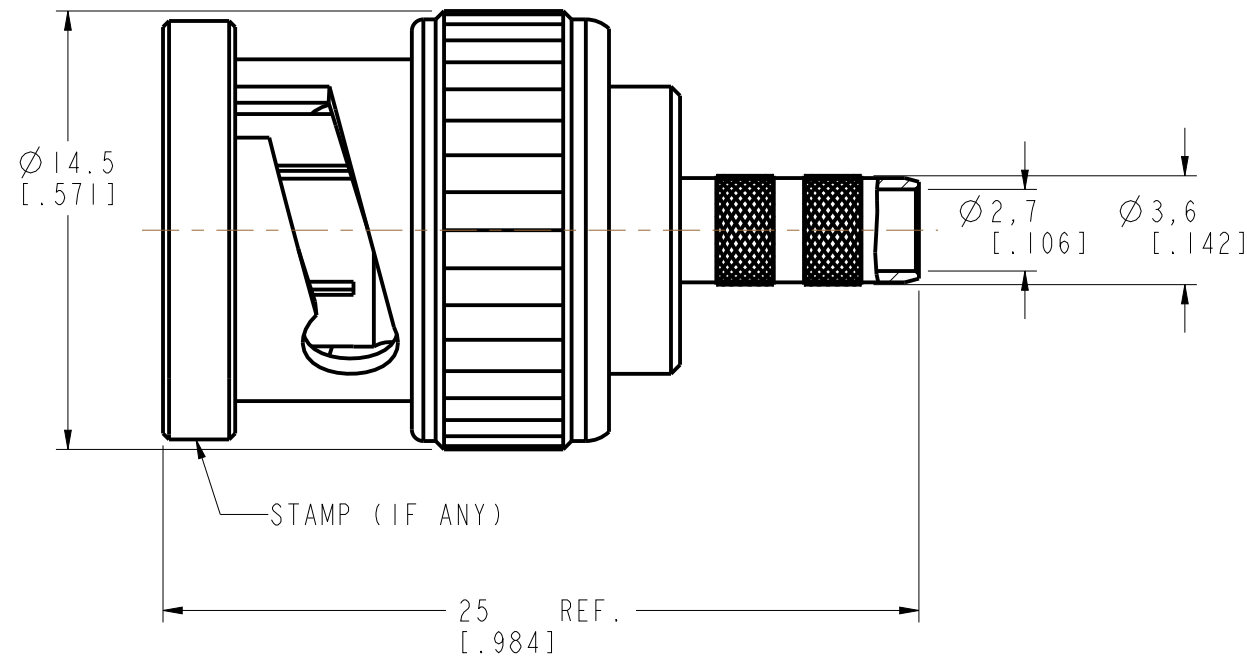
REV	DESCRIPTION	DATE	ECO	APPR
NC	INITIAL RELEASE	24-Feb-03	-----	GRS
A	MODIFY CRIMP NOTES	23-Jan-06	-----	GRS
B	REVISE CONTACT PIN, SLEEVE, STRIPPING DIMENSIONS	25-Mar-07	-----	GRS
C	THE DESIGN WAS CHANGED	06-Jun-14	2740	MZ
D	ADDED: SPACER - BRASS, NICKEL PLATED TO NOTE 1	30-Sep-14	2812	BCG



RECOMMENDED CABLE STRIPPING DIM'S



SCALE 1.000



CUSTOMER OUTLINE DRAWING

ALL OTHER SHEETS ARE FOR INTERNAL USE ONLY

UNLESS OTHERWISE SPECIFIED, DIMENSIONS ARE IN METRIC AND TOLERANCES ARE:
 <0.5mm ±0.05mm 0.5 - 6mm ±0.1mm 6 - 30mm ±0.2mm 30 - 120mm ±0.3mm ANGLES ±1°

NOTICE - These drawings, specifications, or other data (1) are, and remain the property of Amphenol corp. (2) must be returned upon request; and (3) are confidential and not to be disclosed to any person other than those to whom they are given by Amphenol Corp. the furnishing of these drawings, specifications, or other data by Amphenol Corp., or to any other person to anyone for any purpose is not to be regarded by implication or otherwise in any manner licensing, granting rights to permitting such holder or any other person to manufacture, use or sell any product, process or design, patented or otherwise, that may in any way be related to or disclosed by said drawings, specifications, or other data.

MATERIAL	DRAWN M.ZHANG	DATE 24-Apr-14	TITLE BNC CRIMP PLUG (FOR RG-316U/D CABLE)		Amphenol Connex
REFERENCE B1121EA-009-NT3G-50	ENGINEER G.R.S	DATE 24-Feb-03	DRAWING NO.		
CONFIGURATION LEVEL: In Work	APPROVED S.HSIEH	DATE 06-Jun-14	SCALE: 4.0:1.0	SHEET 3 OF 3	ITEM NO.
FINISH	CAD FILE		DWG SIZE B	REV D	PART NO. 112512