



Model Number

LS682-DA-EN/F1/146

Optical data coupler

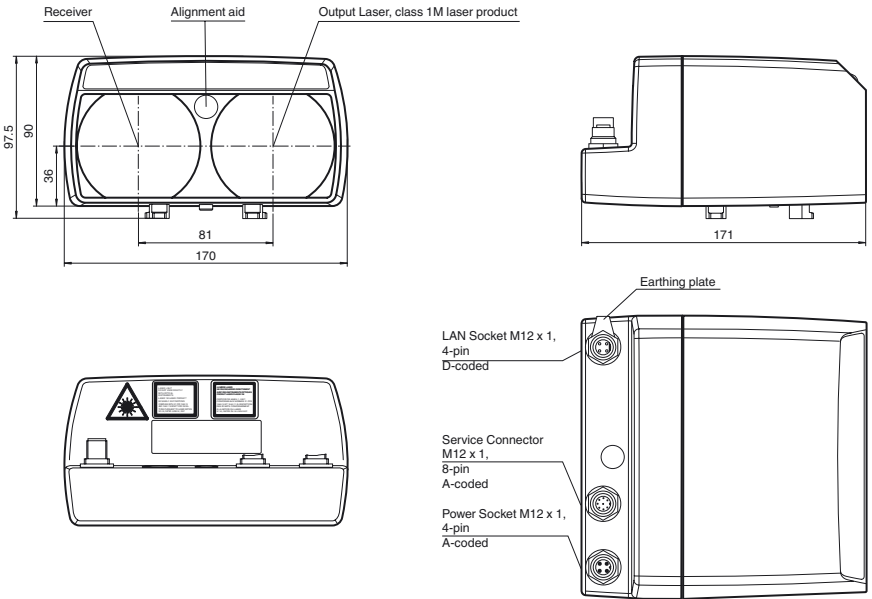
Features

- Fast Ethernet; Powerlink; EtherCAT; Profinet
- Independent of Ethernet protocol
- Version for low temperature applications
- Plug connection for fast mounting
- No parameterization
- Line indicator for signal strength

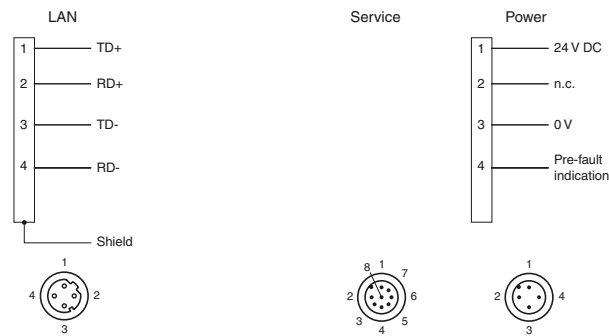
Product information

The optical data coupler serves as a connection of Ethernet modules to remote modules. These can move along an axis toward each other. The devices are optimized for conditions in high bay warehouse bays. The physical transfer takes place protocol-free with 100 MBit/s full duplex. The data rate remains constant irrespective of distance. Telegrams are not saved, which enables immediate transfer.

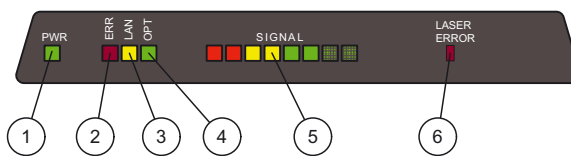
Dimensions



Electrical connection



Indicators/operating means



1	Operating indicator	green
2	Failure	red
3	LAN link	yellow
4	Opto link	green
5	Signal quality	
6	Error Laser	red

Release date: 2015-05-28 12:58 Date of issue: 2015-12-08 265352_eng.xml

Refer to "General Notes Relating to Pepperl+Fuchs Product Information".

Pepperl+Fuchs Group
www.pepperl-fuchs.com

USA: +1 330 486 0001
fa-info@us.pepperl-fuchs.com

Germany: +49 621 776 4411
fa-info@de.pepperl-fuchs.com

Singapore: +65 6779 9091
fa-info@sg.pepperl-fuchs.com

Technical data**General specifications**

Effective detection range	0 ... 150 m
Threshold detection range	180 m
Light source	laser diode
Light type	modulated infrared light
Laser nominal ratings	
Note	INVISIBLE LASER RADIATION , DO NOT VIEW DIRECTLY WITH OPTICAL INSTRUMENTS
Laser class	1M
Wave length	785 nm
Beam divergence	15 mrad
Pulse length	8 ns
Repetition rate	62.5 MHz
Maximum optical power output	60 mW
Diameter of the light spot	1.5 m at a distance of 100 m
Angle of divergence	1 °
Ambient light limit	> 10000 Lux

Functional safety related parameters

MTTF _d	58.6 a
Mission Time (T _M)	10 a
Diagnostic Coverage (DC)	0 %

Indicators/operating means

Data flow indicator	LED green: OPTO-Link LED yellow: LAN-Link LED red: ERROR
Function indicator	Signal strength (8 LED: Red, yellow, green)

Electrical specifications

Operating voltage	U _B	18 ... 30 V DC
No-load supply current	I ₀	200 mA
Data rate		100 MBit/s (Fast Ethernet)

Interface

Interface type	100 BASE-TX
----------------	-------------

Output

Pre-fault indication output	1 PNP, inactive when falling short of the stability control , short-circuit protected, max. 200 mA
-----------------------------	--

Ambient conditions

Ambient temperature	-30 ... 50 °C (-22 ... 122 °F)
Storage temperature	-40 ... 70 °C (-40 ... 158 °F)

Mechanical specifications

Degree of protection	IP65
Connection	4-pin, M12x1 connector, standard (supply) , 8-pin, M12x1 connector, service , 4-pin, M12x1 socket, D-coded (LAN)

Material

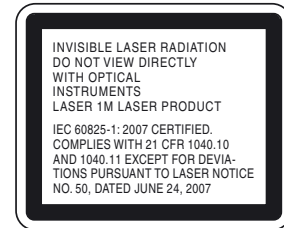
Housing	ABS / PC
Optical face	plastic
Mass	700 g

Compliance with standards and directives

Directive conformity	
EMC Directive 2004/108/EC	EN 61000-6-2:2005; EN 60947-5-2:2007
Standard conformity	
Laser class	IEC 60825-1:2007 EN 60825-1:2007

Approvals and certificates

UL approval	cULus Listed
-------------	--------------

Laserlabel**Accessories****OMH-LS610-01**

Mounting bracket for optical data coupler

OMH-LS610-02

Direct mounting set consisting of 4 x M4 threaded inserts

OMH-LS610-03

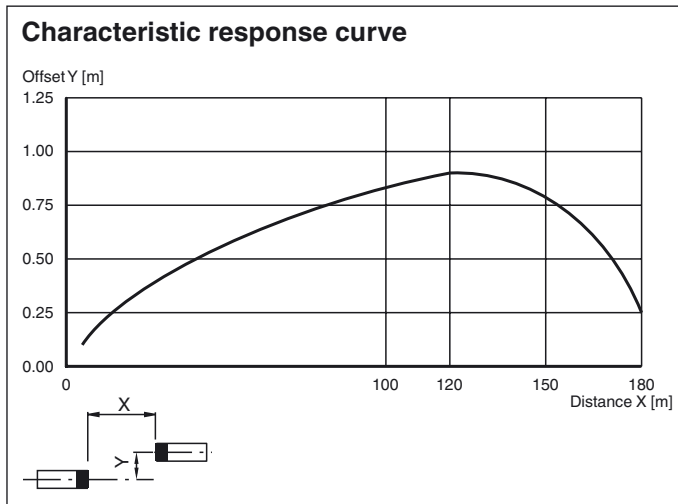
Mounting bracket with deviation mirror for optical data coupler

OMH-LS610-05

Mounting bracket for optical data coupler and distance measurement devices

Other suitable accessories can be found at www.pepperl-fuchs.com

Curves/Diagrams



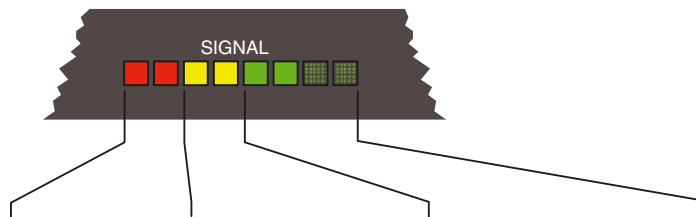
Function

The LS682-DA-EN is a device for serial data transfer in Ethernet systems. One F1 and one F2 device is needed for each data transfer link.

Data is transferred in both directions simultaneously by means of modulated light.

Function Displays/Excess Gain

A red alignment LED, which can be seen from a long way off, is located on the front of the device to serve as an alignment aid. As soon as a receiver detects the emitted light of the device opposite it, the flashing frequency of the alignment aid decreases. If the light goes out, this indicates that the devices are aligned with sufficient excess gain. For fine adjustment, the optical data coupler features a bar graph display (signal display) for optimum alignment.



Signal display	Red area	Yellow area (at least one LED)	Green area (at least one LED)
Status	Weak signal	Sufficient excess gain	Signal with excess gain weak signal output active
Transmission	Blocked	Released	Transmission with excess gain

Mounting

The device is mounted using appropriate accessories, e.g., OMH-LS610-01 for wall mounting.

The x-y adjuster is delivered preassembled. It is fixed in the required beam direction ($\pm 90^\circ$ rotation possible) on the mounting bracket.

Laser notice laser class 1M

- The irradiation can lead to irritation especially in a dark environment. Do not point at people!
- Caution: visible and invisible laser radiation, do not observe laser light with optical instruments such as magnifying glasses, microscopes, telescopes or binoculars!
- Maintenance and repairs should only be carried out by authorized service personnel!
- Attach the device so that the warning is clearly visible and readable.
- Caution: use of controls or adjustments or performance of procedures other than those specified herein may result in hazardous radiation exposure.

Release date: 2015-05-28 12:58 Date of issue: 2015-12-08 265352_eng.xml

Refer to "General Notes Relating to Pepperl+Fuchs Product Information".