

SERIES 896, 897 • UNIVERSAL SERIAL BUS • SOCKETS

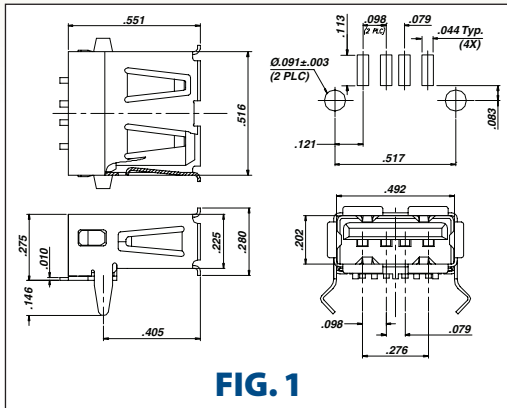


FIG. 1

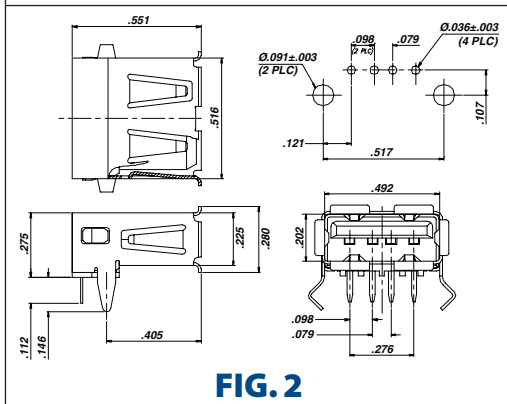


FIG. 2

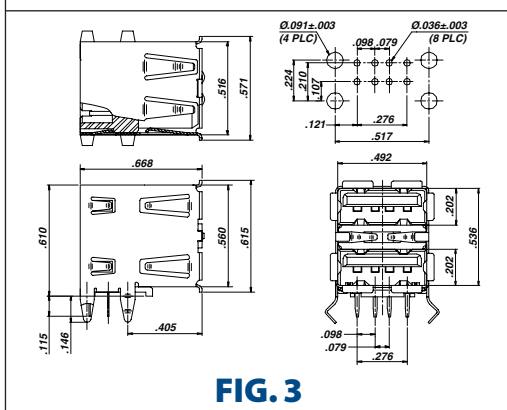


FIG. 3

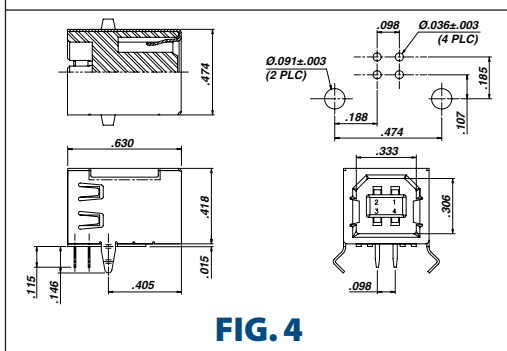


FIG. 4

- USB receptacles for through-hole and surface mount
- Plug retention tabs
- Kinked locating legs for secure PCB retention
- Fully shielded
- Fully compatible with USB 1.0 and 2.0 specifications
- Passes 16MHz signal attenuation per ASTM-D-4566
- Packaged in trays, 150 pieces per tray



ORDERING INFORMATION

FIG. 1	Type A Receptacle, Single, Surface Mount
	896-43-004-00-000000
FIG. 2	Type A Receptacle, Single, Through-Hole
	896-43-004-90-000000
FIG. 3	Type A Receptacle, Double, Through-Hole
	896-43-008-90-000000
FIG. 4	Type B Receptacle, Single, Through-Hole
	897-43-004-90-000000

Technical Specifications

Materials:

Terminals: Copper Alloy, Tin-Plated
 Casing and Shield: Stainless Steel
 Insulator material: High temperature thermoplastic rated UL94V-0

Ratings:

Voltage: 30VAC (rms)
 Current: 1A max. per contact for 30°C temperature rise
 All housing materials rated for "lead-free" soldering up to 260° C

Electrical:

Contact resistance: 30mΩ max.
 Insulation resistance: 1000MΩ min.
 Dielectric withstanding voltage: 750VAC at sea level
 Capacitance: 2pF max.

Mechanical:

Random vibration: No discontinuity >1μs per EIA 364-28, cond. V, letter A
 Physical shock: No discontinuity >1μs per EIA 364-27, condition H
 Durability: 1500 cycles min. per EIA 364-09
 Mating force: 35 Newtons max. per EIA 364-13
 Unmating force: 10 Newtons min. per EIA 364-13

Environmental:

Thermal shock per EIA 364-32, condition I
 Humidity per EIA 364-31, method II, condition A
 Temperature life per EIA 364-17, condition 3, method A

RoHS-2
2011/65/EU