04/03 '03 13:12 NO.522 02/02

SCHURTER

Electronic and Electrical Components

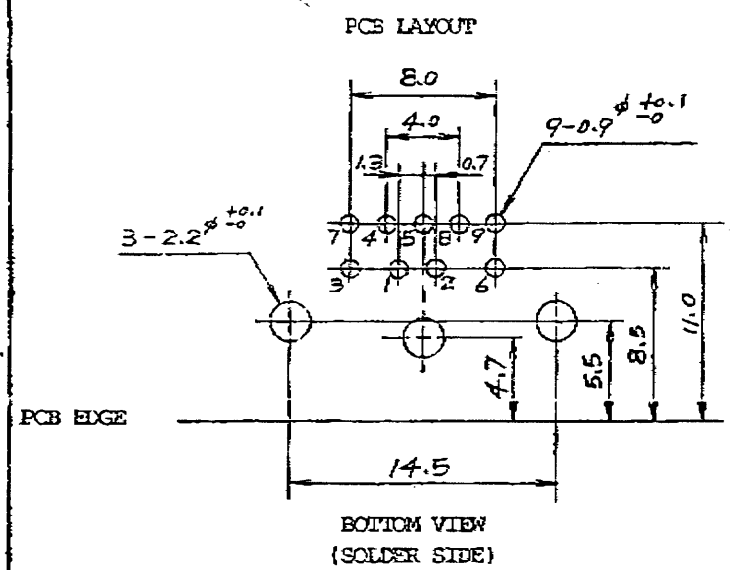

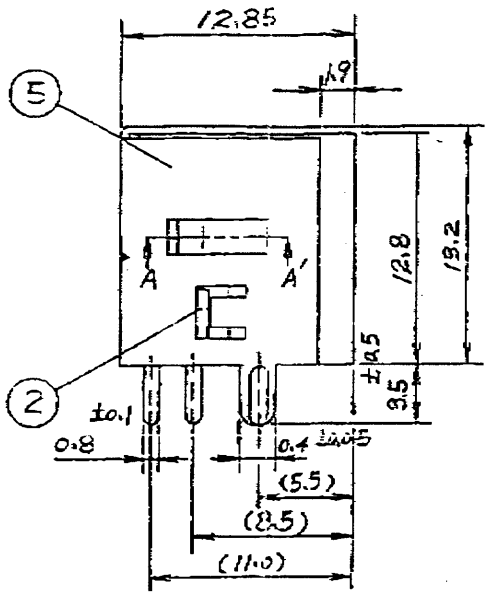

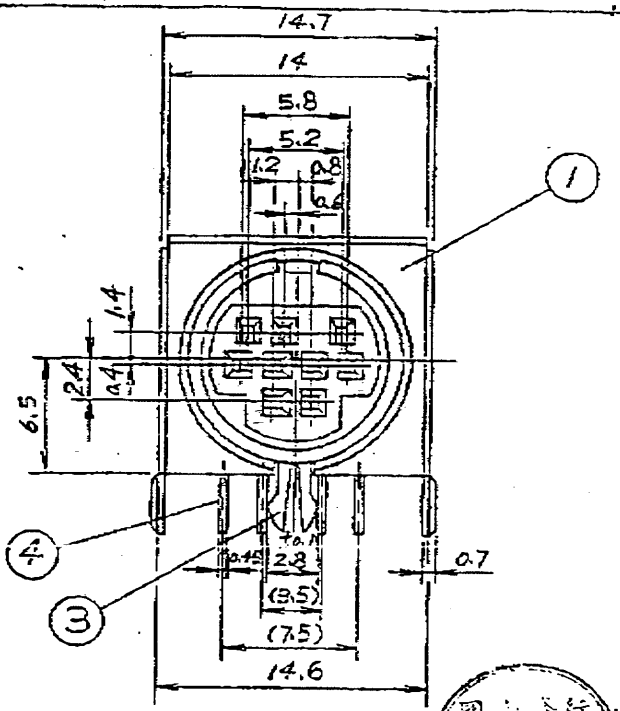

SPECIFICATIONS:

1. CURRENT CARRYING CAPACITY
   1) AC: 100V 1A MAX.
   2) DC: 12V 2A MAX.
2. CONTACT RESISTANCE: 30mΩ MAX.
3. INSULATION RESISTANCE: 50MΩ MIN. AT DC 250V
4. VOLTAGE WITHSTANCE: AC 250V 1 MINUTE.
5. INSERTION FORCE: 1KG- 5KG
6. WITHDRWALL FORCE: 1KG- 4KG
7. LIFE TEST: 5,000 CYCLES MIN. AFTER TESTING CONTACT RESISTANCE SHALL NOT EXCEED 100mΩ.
8. NICKEL PLATED THICKNESS: 1.27 μM (50 μI) MIN.
   SILVER PLATED THICKNESS: 1.27 μM (50 μI) MIN.
9. MARKING: MARK S ON BOTTOM OF COVER
10. UNLESS OTHERWISE SPECIFIED TOLERANCE ARE: ± 0.1MM

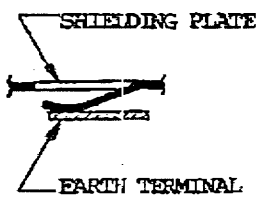

SECTION OF SHIELDING PLATE & EARTH TERMINAL A-A'

P/N	PART NAME	NO REQ	MATERIAL & SPEC.
5	SHIELDING PLATE	1	PBR-H 0.35t Sn/Pb (90/10) PLATED
4	CONTACTOR	9	PBR-H 0.2t SILVER PLATED
3	EARTH TERMINAL	1	BSR-H 0.4t NICKEL PLATED
2	COVER	1	VALOX DR-48 UL94V-0
1	BODY	1	VALOX DR-48 UL94V-0

4850-2950

TITLE MINIATURE DIN CONNECTOR 9 PIN

DWN	CHKD	APPVD	DWG NO.
1/9-89 Mal	1/12-89 Wu	1/13-89 Frank	MDJ-107-9PS

78.4 -6