

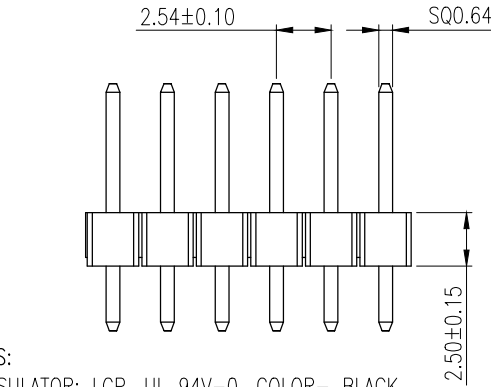
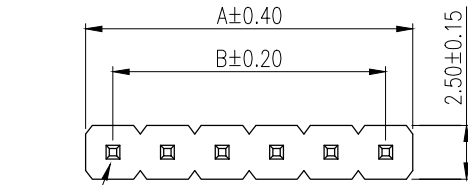
This document is the property of Amphenol Corporation and is delivered on the express condition that is not to be disclosed, reproduced or used, in whole or in part, for manufacture or sale by anyone other than Amphenol Corporation without its prior consent, and that no right is granted to disclose or to use any information in this document.

The marking on this product doesn't contain environmental hazardous materials per Material Specification SS-00259 for Sony GP compliant or per directive 2011/65/EU for RoHS compliant.

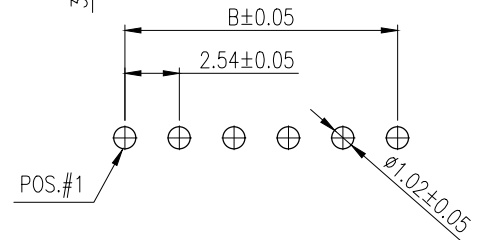
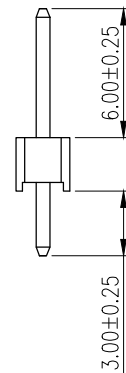
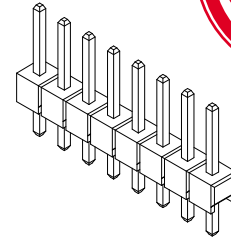
ORIGINAL

REVISIONS				
SYM	ECN No.	DESCRIPTION	DATE	APPROVED
A	NE-15151	RELEASE REVISION	11/12/2015	Roger Tsai

G800 LQ 268 XXX HR	1 x 40 = 40	101.60	99.06
G800 LQ 269 XXX HR	1 x 39 = 39	99.06	96.52
G800 LQ 270 XXX HR	1 x 38 = 38	96.52	93.98
G800 LQ 271 XXX HR	1 x 37 = 37	93.98	91.44
G800 LQ 272 XXX HR	1 x 36 = 36	91.44	88.90
G800 LQ 273 XXX HR	1 x 35 = 35	88.90	86.36
G800 LQ 274 XXX HR	1 x 34 = 34	86.36	83.82
G800 LQ 275 XXX HR	1 x 33 = 33	83.82	81.28
G800 LQ 276 XXX HR	1 x 32 = 32	81.28	78.74
G800 LQ 277 XXX HR	1 x 31 = 31	78.74	76.20
G800 LQ 278 XXX HR	1 x 30 = 30	76.20	73.66
G800 LQ 279 XXX HR	1 x 29 = 29	73.66	71.12
G800 LQ 280 XXX HR	1 x 28 = 28	71.12	68.58
G800 LQ 281 XXX HR	1 x 27 = 27	68.58	66.04
G800 LQ 282 XXX HR	1 x 26 = 26	66.04	63.50
G800 LQ 283 XXX HR	1 x 25 = 25	63.50	60.96
G800 LQ 284 XXX HR	1 x 24 = 24	60.96	58.42
G800 LQ 285 XXX HR	1 x 23 = 23	58.42	55.88
G800 LQ 286 XXX HR	1 x 22 = 22	55.88	53.34
G800 LQ 287 XXX HR	1 x 21 = 21	53.34	50.80
G800 LQ 288 XXX HR	1 x 20 = 20	50.80	48.26
G800 LQ 289 XXX HR	1 x 19 = 19	48.26	45.72
G800 LQ 290 XXX HR	1 x 18 = 18	45.72	43.18
G800 LQ 291 XXX HR	1 x 17 = 17	43.18	40.64
G800 LQ 292 XXX HR	1 x 16 = 16	40.64	38.10
G800 LQ 293 XXX HR	1 x 15 = 15	38.10	35.56
G800 LQ 294 XXX HR	1 x 14 = 14	35.56	33.02
G800 LQ 295 XXX HR	1 x 13 = 13	33.02	30.48
G800 LQ 296 XXX HR	1 x 12 = 12	30.48	27.94
G800 LQ 297 XXX HR	1 x 11 = 11	27.94	25.40
G800 LQ 298 XXX HR	1 x 10 = 10	25.40	22.86
G800 LQ 299 XXX HR	1 x 9 = 9	22.86	20.32
G800 LQ 300 XXX HR	1 x 8 = 8	20.32	17.78
G800 LQ 301 XXX HR	1 x 7 = 7	17.78	15.24
G800 LQ 302 XXX HR	1 x 6 = 6	15.24	12.70
G800 LQ 303 XXX HR	1 x 5 = 5	12.70	10.16
G800 LQ 304 XXX HR	1 x 4 = 4	10.16	7.62
G800 LQ 305 XXX HR	1 x 3 = 3	7.62	5.08
G800 LQ 306 XXX HR	1 x 2 = 2	5.08	2.54
PART NUMBER	NO. OF POS.	A	B



- NOTES:
- INSULATOR: LCP, UL 94V-0, COLOR- BLACK
 - CONTACT: COPPER ALLOY, "XXX"- PIN CONTACT PLATING
 "005"- 15μ" GOLD
 "010"- 30μ" GOLD
 "018"- FULL GOLD FLASH
 "025"- 5μ" GOLD
 "032"- FULL TIN
 - THIS PRODUCT DOESN'T CONTAIN ENVIRONMENTAL HAZARDOUS MATERIALS PER DIRECTIVE 2011/65/EU FOR RoHS.
 - PACKING IS PER AMTA PACKING SPECIFICATION PKS-0001
 - CURRENT RATING: 3.0 Amps/contact MAX.
 - WITHSTANDING VOLTAGE: 1000V AC/MINUTE
 - PRODUCT SPECIFICATION REFER TO : PS-7501
 - TEST SUMMARY REFER TO : TS-7501-001



RECOMMENDED P.C.B. LAYOUT

TOLERANCE	APPROVALS	DATE	TITLE		PART No.	
X.X ±0.30	DRAWN Aqua Chou	11/12/2015	G800 SERIES SINGLE ROW HEADER 2.54MM-PITCH STRAIGHT PCB MOUNT		Amphenol® Amphenol Corporation Amphenol Taiwan Corporation	
X.XX ±0.20	CHECKED Roger Tsai	11/12/2015				
X.XXX ±0.10	APPROVED Roger Tsai	11/12/2015				
ANGULAR ±1°	DWG TYPE CUST DWG	PROJECT CODE HEAD	UNIT mm	SIZE A3	PART No. G800LQXXXXXXHR	
UNLESS OTHERWISE SPECIFIED			SCALE NA	SHEET 1 OF 3	DWG No. G800LQXXXXXXHR REV. A	

This document is the property of Amphenol Corporation and is delivered on the express condition that it is not to be disclosed, reproduced or used, in whole or in part, for manufacture or sale by anyone other than Amphenol Corporation without its prior consent, and that no right is granted to disclose or to use any information in this document.

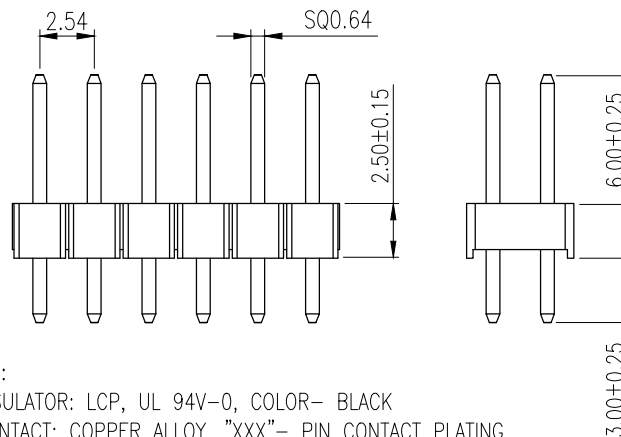
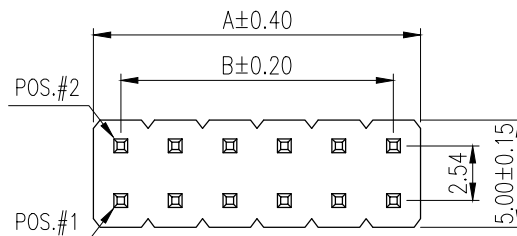
The marking on this product doesn't contain environmental hazardous materials per Material Specification SS-00259 for Sony GP compliant or per directive 2011/65/EU for RoHS compliant.

ORIGINAL

REVISIONS				
SYM	ECN No.	DESCRIPTION	DATE	APPROVED
A	NE-15151	RELEASE REVISION	11/12/2015	Roger Tsai

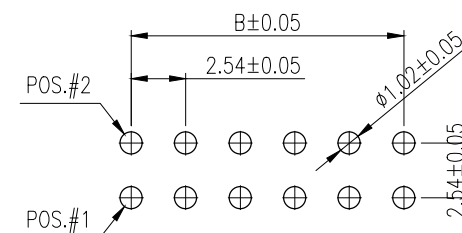
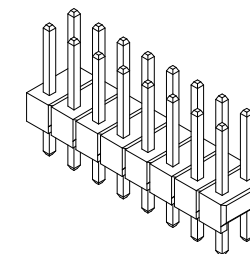


G800 LQ 556 XXX HR	2 x 40 = 80	101.6	99.06
G800 LQ 557 XXX HR	2 x 39 = 78	99.06	96.52
G800 LQ 558 XXX HR	2 x 38 = 76	96.52	93.98
G800 LQ 559 XXX HR	2 x 37 = 74	93.98	91.44
G800 LQ 560 XXX HR	2 x 36 = 72	91.44	88.90
G800 LQ 561 XXX HR	2 x 35 = 70	88.90	86.36
G800 LQ 562 XXX HR	2 x 34 = 68	86.36	83.82
G800 LQ 563 XXX HR	2 x 33 = 66	83.82	81.28
G800 LQ 564 XXX HR	2 x 32 = 64	81.28	78.74
G800 LQ 565 XXX HR	2 x 31 = 62	78.74	76.20
G800 LQ 566 XXX HR	2 x 30 = 60	76.20	73.66
G800 LQ 567 XXX HR	2 x 29 = 58	73.66	71.12
G800 LQ 568 XXX HR	2 x 28 = 56	71.12	68.58
G800 LQ 569 XXX HR	2 x 27 = 54	68.58	66.04
G800 LQ 570 XXX HR	2 x 26 = 52	66.04	63.50
G800 LQ 571 XXX HR	2 x 25 = 50	63.50	60.96
G800 LQ 572 XXX HR	2 x 24 = 48	60.96	58.42
G800 LQ 573 XXX HR	2 x 23 = 46	58.42	55.88
G800 LQ 574 XXX HR	2 x 22 = 44	55.88	53.34
G800 LQ 575 XXX HR	2 x 21 = 42	53.34	50.80
G800 LQ 576 XXX HR	2 x 20 = 40	50.80	48.26
G800 LQ 577 XXX HR	2 x 19 = 38	48.26	45.72
G800 LQ 578 XXX HR	2 x 18 = 36	45.72	43.18
G800 LQ 579 XXX HR	2 x 17 = 34	43.18	40.64
G800 LQ 580 XXX HR	2 x 16 = 32	40.64	38.10
G800 LQ 581 XXX HR	2 x 15 = 30	38.10	35.56
G800 LQ 582 XXX HR	2 x 14 = 28	35.56	33.02
G800 LQ 583 XXX HR	2 x 13 = 26	33.02	30.48
G800 LQ 584 XXX HR	2 x 12 = 24	30.48	27.94
G800 LQ 585 XXX HR	2 x 11 = 22	27.94	25.40
G800 LQ 586 XXX HR	2 x 10 = 20	25.40	22.86
G800 LQ 587 XXX HR	2 x 9 = 18	22.86	20.32
G800 LQ 588 XXX HR	2 x 8 = 16	20.32	17.78
G800 LQ 589 XXX HR	2 x 7 = 14	17.78	15.24
G800 LQ 590 XXX HR	2 x 6 = 12	15.24	12.70
G800 LQ 591 XXX HR	2 x 5 = 10	12.70	10.16
G800 LQ 592 XXX HR	2 x 4 = 8	10.16	7.62
G800 LQ 593 XXX HR	2 x 3 = 6	7.62	5.08
G800 LQ 594 XXX HR	2 x 2 = 4	5.08	2.54
PART NUMBER	NO. OF POS.	A	B



NOTES:

- INSULATOR: LCP, UL 94V-0, COLOR- BLACK
- CONTACT: COPPER ALLOY, "XXX"- PIN CONTACT PLATING
 "005"- 15μ" GOLD
 "010"- 30μ" GOLD
 "018"- FULL GOLD FLASH
 "025"- 5μ" GOLD
 "032"- FULL TIN
- THIS PRODUCT DOESN'T CONTAIN ENVIRONMENTAL HAZARDOUS MATERIALS PER DIRECTIVE 2011/65/EU FOR RoHS.
- PACKING IS PER AMTA PACKING SPECIFICATION PKS-0001
- CURRENT RATING: 3.0 Amps/contact MAX.
- WITHSTANDING VOLTAGE: 1000V AC/MINUTE
- PRODUCT SPECIFICATION REFER TO : PS-7501
- TEST SUMMARY REFER TO : TS-7501-001



RECOMMENDED P.C.B. LAYOUT

TOLERANCE	APPROVALS	DATE	TITLE		G800 SERIES		Amphenol®	
X. X.X ±0.30 X.XX ±0.20 X.XXX ±0.10	DRAWN	Aqua Chou	11/12/2015	DUAL ROWS HEADER		Amphenol Corporation		
	CHECKED	Roger Tsai	11/12/2015	2.54MM-PITCH		Amphenol Taiwan Corporation		
	APPROVED	Roger Tsai	11/12/2015	STRAIGHT PCB MOUNT		PART No.	G800LQXXXXXXHR	
ANGULAR ±1°	DWG TYPE	PROJECT CODE	UNLESS OTHERWISE SPECIFIED		UNIT	SIZE	DWG No.	REV.
	CUST DWG	HEAD			mm	A3	G800LQXXXXXXHR	A
					NA	2 OF 3		

This document is the property of Amphenol Corporation and is delivered on the express condition that is not to be disclosed, reproduced or used, in whole or in part, for manufacture or sale by anyone other than Amphenol Corporation without its prior consent, and that no right is granted to disclose or to use any information in this document.

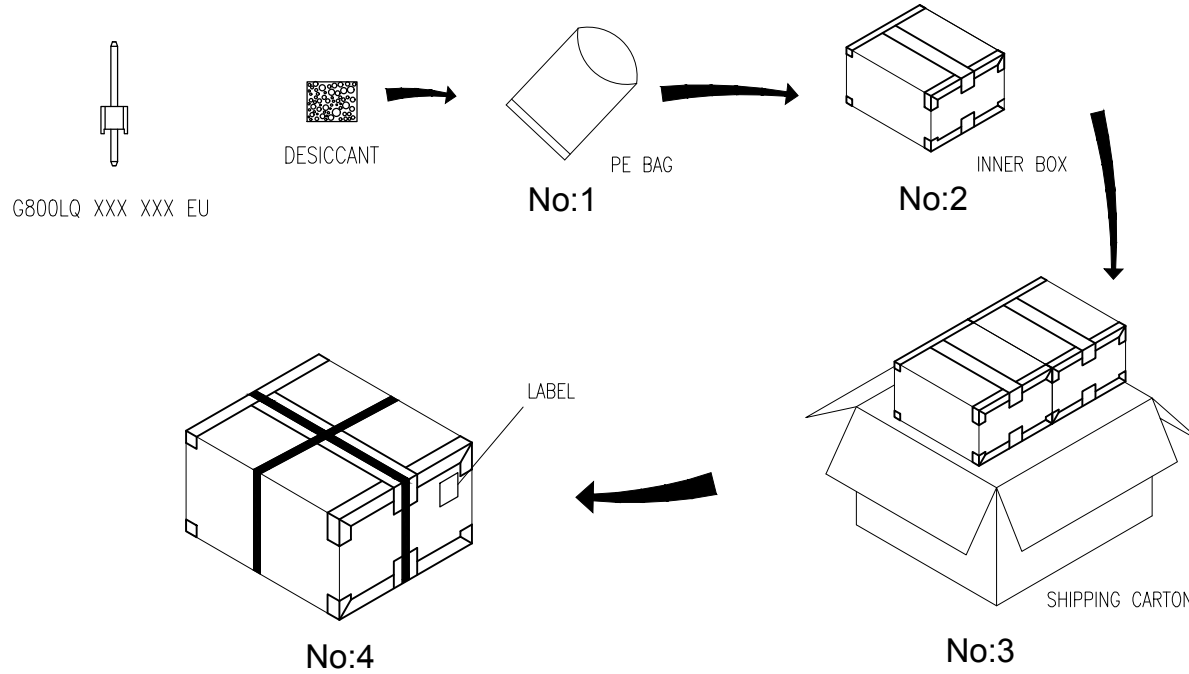
The marking on this product doesn't contain environmental hazardous materials per Material Specification SS-00259 for Sony GP compliant or per directive 2011/65/EU for RoHS compliant.



ORIGINAL



REVISIONS				
SYM	ECN No.	DESCRIPTION	DATE	APPROVED
A	NE-15151	RELEASE REVISION	11/12/2015	Roger Tsai



NOTES:

1. INNER BOX SIZE : 215 X 175 X 150 mm
2. SHIPPING CARTON SIZE : 370 X 230 X 175 mm

G800LQ 305 XXX HR	1x3=3	2000	6	2	24,000	3.8	4.6
P/N	POS.	PCS/ BAG	BAG/ INNER BOX	INNER BOX/ SHIPPING CARTON	QUANTITY (PCS)	N.W. KG	G.W. KG

TOLERANCE		APPROVALS		DATE	TITLE		Amphenol®	
X.		DRAWN	Aqua Chou	11/12/2015	G800 SERIES DUAL ROWS HEADER 2.54MM-PITCH STRAIGHT PCB MOUNT		Amphenol Corporation	
X.X	±0.30	CHECKED	Roger Tsai	11/12/2015			Amphenol Taiwan Corporation	
X.XX	±0.20	APPROVED	Roger Tsai	11/12/2015			PART No. G800LQXXXXXXHR	
X.XXX	±0.10						DWG No. G800LQXXXXXXHR	
ANGULAR	±1°	DWG TYPE		PROJECT CODE	UNIT		SCALE	SHEET
UNLESS OTHERWISE SPECIFIED		CUST DWG		HEAD	mm		NA	3 OF 3
					SIZE		REV.	
					A3		A	