

RECEIVED FROM 815 235 6545

03.18.1999 22:17

TOTAL P.02

1797/167871

Honeywell

SMALL PRECISION
LIMIT SWITCH

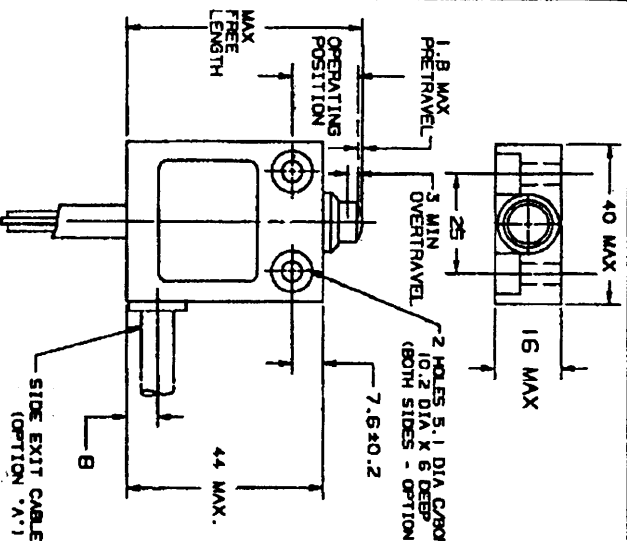
AVAILABLE LISTING
14CE SERIES
CHART MTG-CE-86

M 14 CE SERIES
CHART MTG-CE-86

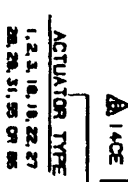
RELEASE NUMBER MS 11463 REPLACES

DRAWN ML 23.4.80

REVISIONS	210 2.82
	5-11-80
	303 8.98
	21-81-8
	407 12.81
	21-83-5

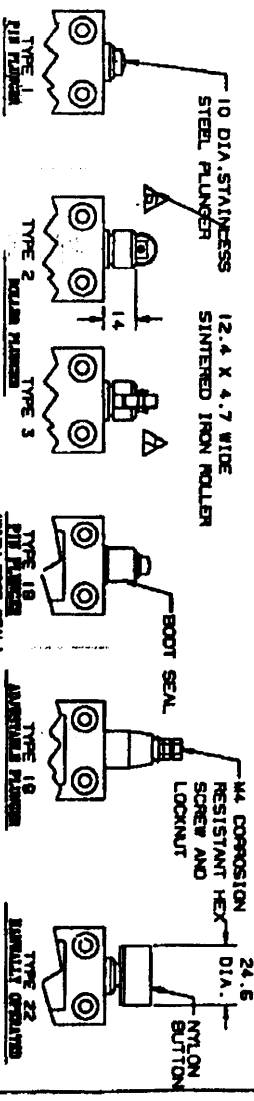


CATALOGUE LISTING CONVENTION
OPTIONS CAN BE COMBINED WITHIN LOGICAL LIMITS (EO 14CEZ-1K)



- NOTES:-
- 1 : DIE CAST HOUSING FINISHED IN GREY PAINT
 - 2 : SWITCH MOUNTS THROUGH A 14.5 DIA HOLE
 - 3 : MAXIMUM PANEL THICKNESS = 4.2
 - 4 : SWITCH MOUNTS THROUGH 10.5 DIA HOLE
 - 5 : TEMPERATURE RANGE : 0° C TO +70° C (STANDARD)
 - 6 : ROLLER PARALLEL WITHIN 3° TO MOUNTING FACE
 - 7 : ROLLER PERPENDICULAR WITHIN 3° TO MOUNTING FACE
 - 8 : ALL LOGICAL LISTINGS ARE IEC 947-5-1 APPROVED EXCEPT:
 - 9 : LISTINGS CAN BE SUFFIXED WITH R.S (e.g. 14CE1-1KRS)

SWITCH TYPE	ISSUE NUMBER	OPTIONS	DIFF. TRAVEL (MAX.)	OPERATING FORCE (MIN)	RELEASE FORCE (MIN)	OPERATING POSITION	MAX FREE LENGTH
14CE1		A, B, R, K, L, P	0.1	11.8	4.4	15.7 ± 1.0	54
14CE2		A, B, P	0.1	11.8	4.4	28.5 ± 1.0	67
14CE3		K, V	0.1	22.5	4.4	4.50	63
14CE18		A, B, R, K, L, P	0.1	22.5	4.4	24.8 ± 1.0	63
14CE19		A, B, R, K, L, P	0.1	11.8	4.4	ADJUSTABLE 32 TO 39	77.4
14CE22		A, B, R, K, L, P	0.1	9	3	27.4 MAX	64.1
14CE27		A, B, R, K, L, P	0.1	11.8	4.4	29.3 ± 1.0	67.2
14CE28		A, B, R, K, L, P	0.1	11.8	4.4	42.5 ± 1.0	81
14CE29	MS 11880	A, B, R, K, L, P	0.1	17.5	4.4	34.4 ± 1.0	73
14CE31	MS 11463	A, B, R, K, L, P	0.1	17.5	4.4	24.4 ± 1.0	63
14CE35		A, B, R, K, L, P	0.1	11.8	4.4		
14CE66		A, B, R, K, L, P	0.1	11.8	4.4		



BASIC SWITCH	ELECTRICAL RATINGS	CIRCUIT DIAGRAM	CABLE
STANDARD SILVER CONTACTS	5A - 250VAC (STANDARD)	S.P.O.T.	4 X 0.75 MM HARDENED CONDUCTIVE CABLE.
RED CONTACTS - OPTION 'R'	1A 125VAC 300C	BROWN 2 BLACK 3 BLUE 1	

REVISIONS
210 2.82
5-11-80
303 8.98
21-81-8
407 12.81
21-83-5

PLOT SCALE 1/1