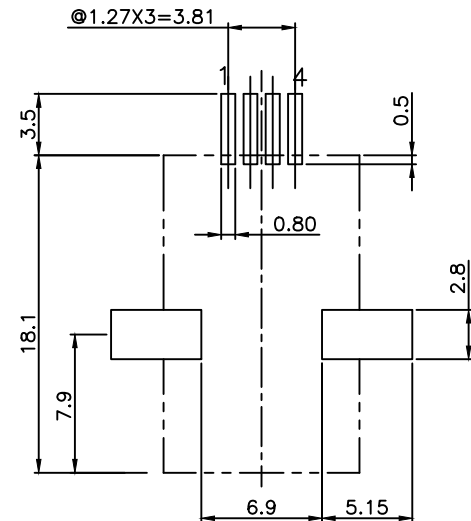
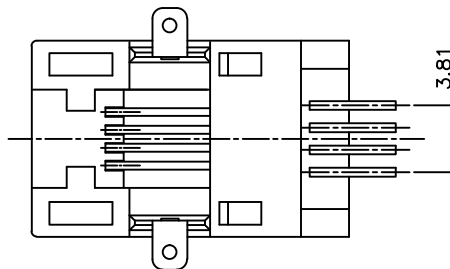
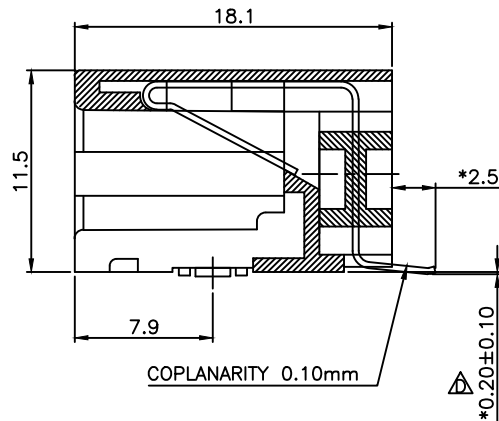
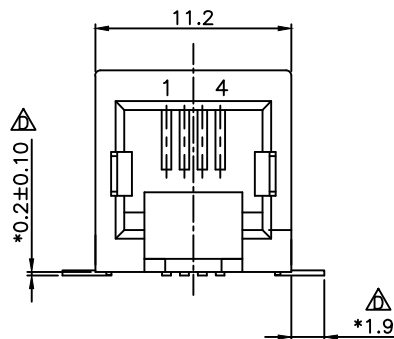




THIS IS A RoHS COMPLIANT COMPONENT/PRODUCT.



PC Board Layout  
Component Side Shown

**NOTES:**

**ELECTRICAL:**

- 1. VOLTAGE RATING : 125 VAC.
- 2. CURRENT RATING : 1.5 AMP.
- 3. CONTACT RESISTANCE : 35 MILLIOHMS MAX.
- 4. INSULATION RESISTANCE : 1000 MEGOHMS MIN. @ 500 VDC.
- 5. DIELECTRIC STRENGTH : 1000 VAC 60Hz, 1MIN.

**MECHANICAL:**

- 1. HOUSING MATERIAL : HIGH TEMP. UL94V-0, COLOUR-BK.
- 2. CONTACT MATERIAL : PHOSPHOR BRONZE t=0.35mm.
- 3. PLATING : GOLD PLATING OVER NICKEL.
- 4. OPERATING LIFE : 750 CYCLES MIN.
- 5. PCB RETENTION POST-SOLDER : 10 LBS MIN.

**ENVIRONMENTAL:**

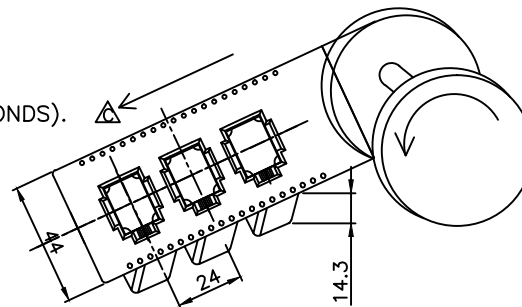
- 1. STORAGE : -40°C TO +85°C.
- 2. OPERATION TEMPERATURE : -40°C TO +85°C.
- 3. REFLOW SOLDERING TEMPERATURE : 255°C~265°C (5~10 SECONDS).

MATES WITH MODULAR PLUG CONFORMING TO FCC PART 68, SUBPART F.

UL RECOGNIZED - FILE #E465899

**ORDERING INFORMATION:**

PART NUMBER	PRODUCT CODE	CONFIGURATION
3253-0005-01	RJJU-44-I2I-E3H-007	6U" GOLD PLATING
3253-0005-02	RJJU-44-I4I-E3H-007	30U" GOLD PLATING



	X 3	MODIFY DRAWING	ROCK	061212'
	X 1	DESIGN MODIFY	QUAN	111711'
	X 1	DESIGN MODIFY	YANG	031809
	X 0	NEW DESIGN	LINGER	122706

MARK	ECN-NO.	REVISION RECORD	DRAWN	DATE

UNLESS OTHERWISE SPECIFIED TOLERANCE	SCALE	CHECKED		
			Dimension Range	Tolerance
X.X	±0.20	UNIT	1.25/1	APPROVED
X.XX	±0.15	UNIT	mm	
X.XXX	±0.10	SIZE	A3	
ANGLE	±5°			

Material/Plated/Notes		NAME	
SEE NOTE		RJ11 SMT JACK PEG OUT	
Part No.	SEE NOTE	REV.	D
Tooling No.		DOC. NO.	