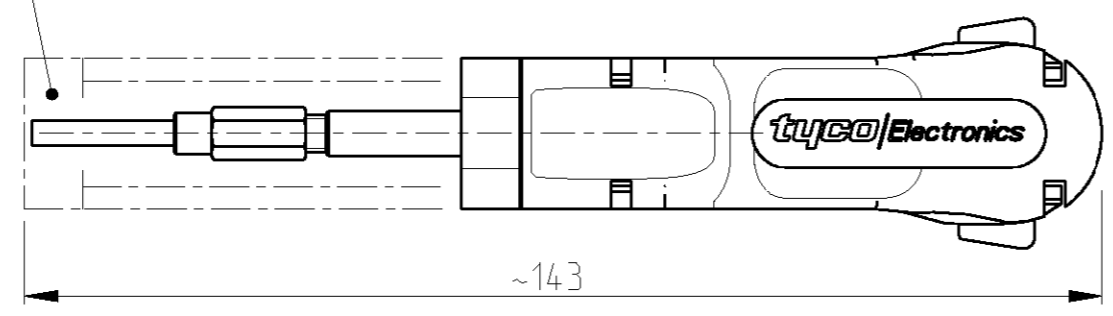


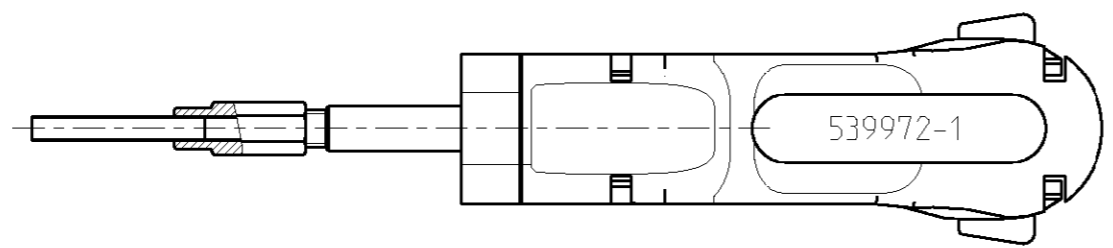
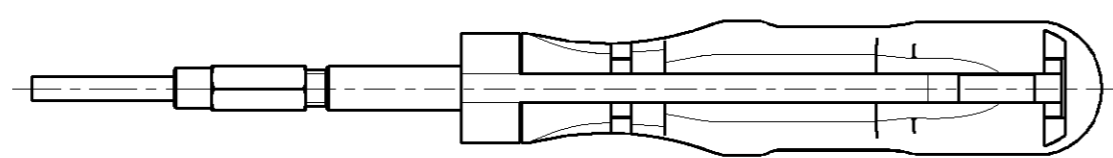
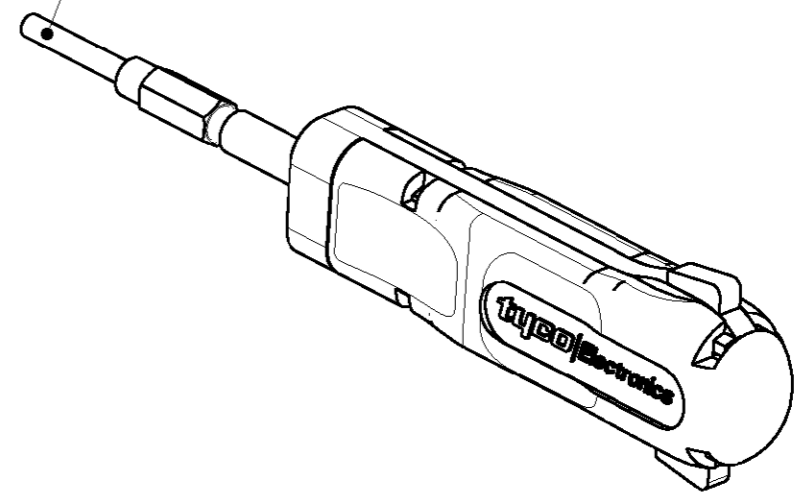
THIS DRAWING IS UNPUBLISHED. RELEASED FOR PUBLICATION 2003
 © COPYRIGHT 2003 BY TYCO ELECTRONICS CORPORATION. ALL RIGHTS RESERVED.

LOC	DIST	REVISIONS					
		P	LTR	DESCRIPTION	DATE	DWN	APVD
A1	-		A	EGC0-0137-03	20DEC2003	ZA	-
			A1	EGC0-0153-04	26MAY2004	ZA	-
			A2	EGC0-0196-04	07JUL2004	ZA	-

COVER SLIDE
Schutzschieber



EXTRACTION TUBE (SPARE PART)
5-1579007-0



FOR CONTACTS:

- UMNL PIN/SOCKET
- PIN/SOCKET TYPE III
- PIN/SOCKET CI 2
- SOCKET 1.5mm

(REPLACEMENT FOR TOOLS 150807-0, 518082-1, 539964-1, 725840-1,-2, 876047-1)

<small>THIS DRAWING IS A CONTROLLED DOCUMENT FOR TYCO ELECTRONICS CORPORATION IT IS SUBJECT TO CHANGE AND THE CONTROLLING ENGINEERING ORGANIZATION SHOULD BE CONTACTED FOR THE LATEST REVISION.</small>		DWN J. ZAJICEK 20DEC2003 CHK - APVD - PRODUCT SPEC - APPLICATION SPEC - WEIGHT -		tyco Electronics		tyco Electronics AMP GmbH D - 64625 Bensheim	
DIMENSIONS: mm 		TOLERANCES UNLESS OTHERWISE SPECIFIED: 0 PLC ± 1 PLC ± 2 PLC ± 3 PLC ± 4 PLC ± ANGLES ±1° MATERIAL . FINISH -		NAME EXTRACTION TOOL Entriegelungswerkzeug			
MATERIAL .		FINISH -		SIZE A3	CAGE CODE 00779	DRAWING NO C-539972-1	RESTRICTED TO -
CUSTOMER DRAWING				SCALE 1:1	SHEET 1 OF 1	REV A2	