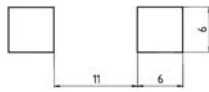
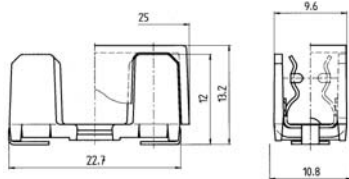


Holder 658



solder pads

max. dimension for removal of cover

Surface Mount, 5x20mm Fuses

Standard

IEC 60127-6
CSA C22.2-39, UL 512

Approvals

SEV (10A/250V)
VDE ÜG (10A/250V)
SEMKO (10A/250V)
UL (10A/250V)
CSA (10A/250V)



Features

Low profile fuse block with insulation walls
holder also available fitted with a fuse on request

Specifications

Packaging / Order Numbers

Holder 658 (bulk 100 pcs.)	No. 658 0000 100
Holder 658 (tape&reel, 400 pcs.)	No. 658 0000 110
Cover 659	No. 659 0000 000
Cover 660	No. 660 0000 100

Mounting

Surface mounting; suitable for reflow and vapour-phase soldering

Materials

Holder: Black Thermoplastic
UL 94 V-0
Metal Parts: Copper alloy,
tin plated

Electrical Data

Rated Voltage: 250V
Rated Current: 10A

Rated power acceptance at ambient air temperature 23°C

without cover: 4W
with reflow-cover: 4W
with transparent cover: 2.5W

Operating Temperature

-40°C to +85°C (consider de-rating)

Climatic Category

GPF according to DIN 40040

Stock Conditions

+10°C to +60°C
relative humidity ≤ 75% yearly average,
without dew, maximum value for 30 days - 95%

Vibration Resistance

Frequency range 10-500 Hz, crossover
frequency 60 Hz
< 60 Hz constant amplitude of 0.75mm
> 60 Hz constant acceleration of 10g

Contact Resistance

5mΩ

Dielectric Strength

> 3kV, 50 Hz, 1 min.

Impulse withstand Voltage

Ü1.2/50: > 12 kV between live parts of different potentials

Insulation Resistance

(500 V DC/1 min): >10 MΩ

Solderability

235°C/2s, acc. to IEC 60068-2-58, test Td

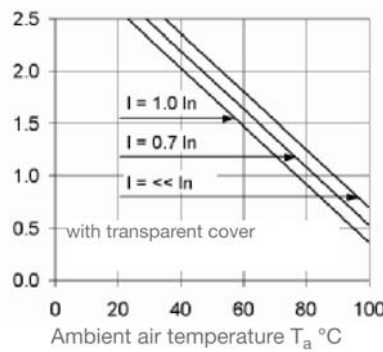
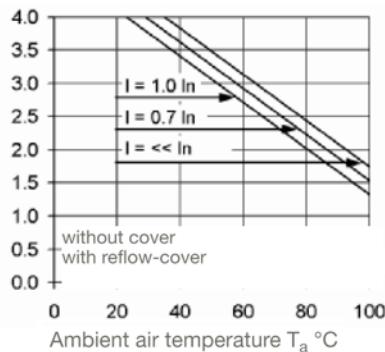
Soldering Heat Resistance

260°C/10s, acc. to IEC60068-2-20 test Tb

Minimum Cross Section

Conducting path - 0.2mm²

Derating curves



Admissible power acceptance in Watt

Cover 660

suitable for IR-soldering process



Cover 659

transparent



Order Information

Qty.	Order-No.

Note: 1.00 means the number one with two decimal places. 1,000 means the number one thousand.

Specifications are subject to change without notice