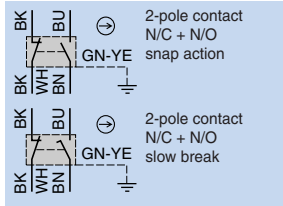
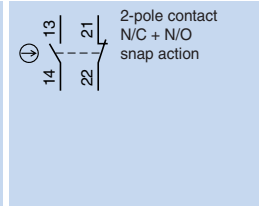


### XCMD



### XCKT



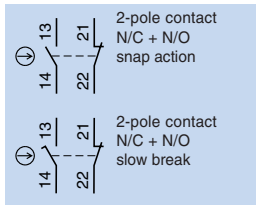
### Miniature XCMD metal, pre-cabled; fixing by the body or by the head

Type of operator	Metal end plunger	Steel roller plunger	Thermoplastic roller lever	Variable length thermoplastic roller lever	M12 head metal end plunger
Mechanical durability (millions of operating cycles)	10	10	10	10	10
Actuation speed (in m/s)	0.5	0.5	1.5	1.5	0.5
Switches conforming to standard IEC 947-5-1 section 3	⊕	⊕	⊕	⊕	⊕
Degree of protection conforming to IEC 60529	IP 66 and IP 67				
Rated operational characteristics	AC 15; B 300 (Ue = 240 V, Ie = 1.5 A) / DC 13; R 300 (Ue = 250 V, Ie = 0.1 A)				
Cable entry	Pre-cabled, adjustable direction, length = 1 m (other lengths available on request)				
Fixing centres (mm)	20				M12 x 1
Body dimensions (mm) W x D x H	30 x 16 x 50				
Complete switch (2-pole N/C + N/O snap action)	<b>XCMD2110L1</b>	<b>XCMD2102L1</b>	<b>XCMD2115L1</b>	XCMD2145L1	<b>XCMD21F0L1</b>
(2-pole N/C + N/O break before make, slow break)	XCMD2510L1	XCMD2502L1	XCMD2515L1	XCMD2545L1	XCMD25F0L1

⊕ Positive opening operation.



### XCKP




### Compact XCKD metal and XCKP plastic conforming to standard EN 50047

Type of operator	Metal end plunger	Steel roller plunger	Thermoplastic roller lever plunger, horizontal actuation in 1 direction	M18 head metal end plunger	M18 head steel roller plunger
Mechanical durability (millions of operating cycles)	15	10	15	10	10
Actuation speed (in m/s)	0.5	0.5	1	0.5	0.5
Switches conforming to standard IEC 947-5-1 section 3	⊕	⊕	⊕	⊕	⊕
Degree of protection conforming to IEC 60529	IP 66 and IP 67				
Rated operational characteristics	AC 15; A 300 (Ue = 240 V, Ie = 3 A) / DC 13; Q 300 (Ue = 250 V, Ie = 0.27 A)				
Cable entry	1 tapped entry for ISO M16 x 1.5 cable gland (2)				
Fixing centres (mm)	20	20	20	M18 x 1	M18 x 1
Body dimensions (mm) W x D x H	31 x 30 x 65				
<b>Metal switches</b>					
Complete switch (2-pole N/C + N/O snap action)	<b>XCKD2110P16</b>	<b>XCKD2102P16</b>	<b>XCKD2121P16</b>	<b>XCKD21H0P16</b>	<b>XCKD21H2P16</b>
(2-pole N/C + N/O break before make, slow break)	XCKD2510P16	XCKD2502P16	XCKD2521P16	XCKD25H0P16	XCKD25H2P16
<b>Plastic, double insulated switches</b>					
Complete switch (2-pole N/C + N/O snap action)	<b>XCKP2110P16</b>	<b>XCKP2102P16</b>	<b>XCKP2121P16</b>	<b>XCKP21H0P16</b>	<b>XCKP21H2P16</b>
(2-pole N/C + N/O break before make, slow break)	XCKP2510P16	XCKP2502P16	XCKP2521P16	XCKP25H0P16	XCKP25H2P16

(2) For Pg 11 cable entries, replace P16 by G11. Example: XCKD2110P16 becomes XCKD2110G11.

For other cable entries, see customised assembly on page 1/32.

⊕ Positive opening operation.



ISO entry  
(to EN 50262)

Compact XCKT plastic, 2 cable entries						
M12 head steel roller plunger	"Cat's whisker"	Metal end plunger	Steel roller plunger	Thermoplastic roller lever	Thermoplastic roller plunger, horizontal actuation	"Cat's whisker"
10	5	15	10	10	15	5
0.1	1	0.5	0.5	1.5	1	1
⊖	–	⊖	⊖	⊖	⊖	–
IP 66 and IP 67						
AC 15; A 300 (Ue = 240 V, Ie = 3 A) / DC 13; Q 300 (Ue = 250 V, Ie = 0.27 A)						
2 tapped entries for ISO M16 x 1.5 cable gland (1)						
20						
20 or 40						
58 x 30 x 51						
<b>XCMD21F2L1</b>	XCMD2106L1	<b>XCKT2110P16</b>	<b>XCKT2102P16</b>	<b>XCKT2118P16</b>	<b>XCKT2121P16</b>	XCKT2106P16
XCMD25F2L1	XCMD2506L1	–	–	–	–	–

(1) For Pg 11 cable entries, replace P16 by G11. Example: XCKT2110**P16** becomes XCKT2110**G11**.



ISO entry  
(to EN 50262)

Application - XCPR and XCDR with manual reset								
Thermoplastic roller lever	Variable length thermoplastic roller lever	Thermoplastic roller lever Ø 50 mm	"Cat's whisker"	Metal end plunger	Steel roller plunger	Thermoplastic roller lever plunger, horizontal actuation in 1 direction	Thermoplastic roller lever plunger, vertical actuation in 1 direction	Thermoplastic roller lever
10	10	10	5	1	1	1	1	1
1.5	1.5	1.5	1	0.5	0.5	1	1	1.5
⊖	⊖	⊖	–	⊖	⊖	⊖	⊖	⊖
IP 66 and IP 67								
AC 15; A 300 (Ue = 240 V, Ie = 3 A) / DC 13; Q 300 (Ue = 250 V, Ie = 0.27 A)								
1 tapped entry for ISO M20 x 1.5 cable gland (3)								
20								
20								
20								
20								
20								
31 x 30 x 95								
<b>XCKD2118P16</b>	XCKD2145P16	XCKD2139P16	XCKD2106P16	XCDR2110P20	XCDR2102P20	XCDR2121P20	XCDR2127P20	XCDR2118P20
XCKD2518P16	XCKD2545P16	XCKD2539P16	XCKD2506P16	XCDR2510P20	XCDR2502P20	XCDR2521P20	XCDR2527P20	XCDR2518P20
<b>XCKP2118P16</b>	XCKP2145P16	XCKP2139P16	XCKP2106P16	XCPR2110P20	XCPR2102P20	XCPR2121P20	XCPR2127P20	XCPR2118P20
XCKP2518P16	XCKP2545P16	XCKP2539P16	XCKP2506P16	XCPR2510P20	XCPR2502P20	XCPR2521P20	XCPR2527P20	XCPR2518P20

(3) For Pg 13.5 cable entries, replace P20 by G13. Example: XCDR2110**P20** becomes XCDR2110**G13**.



For other cable entries, see customised assembly on page 1/32.

### Heads - common to miniature and compact bodies

#### Metal plunger and multi-directional heads

Description	Metal end plunger	Metal end plunger with protective elastomer boot	Steel roller plunger	Retractable steel roller lever plunger	Thermoplastic roller lever plunger, horizontal actuation
					
Reference	↻ ZCE10	↻ ZCE11	↻ ZCE02	↻ ZCE24 (2)	↻ ZCE21

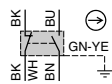
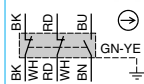
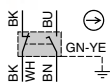
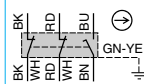
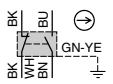
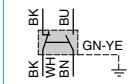
#### Metal rotary heads and levers

Description	Rotary head without lever, spring return, for actuation from LH or RH side	Thermoplastic roller lever, track: 24/31 mm (ZCMD) 29/36 mm (ZCD/P/T)	Steel roller lever, track: 24/31 mm (ZCMD) 29/36 mm (ZCD/P/T)	Thermoplastic roller lever, track: 16/39 mm (ZCMD) 21/44 mm (ZCD/P/T)	Steel roller lever, track: 16/39 mm (ZCMD) 21/44 mm (ZCD/P/T)
					
Reference	↻ ZCE01	↻ ZCY15 (2)	↻ ZCY16 (2)	↻ ZCY25 (2)	↻ ZCY26 (2)

(1) Recommended for use with bodies: ZCD... / ZCP... / ZCT... (2) Recommended for use with bodies: ZCMD...

### Bodies

#### Miniature

Type of contact						
	2-pole N/C + N/O Snap action	3-pole N/C+N/C+N/O Snap action	2-pole N/C + N/O Slow break	3-pole N/C+N/C+N/O Slow break	2-pole N/C + N/O Snap action M12 5-pin connector	1 C/O single-pole Snap action M12 4-pin connector
Reference of metal body	ZCMD21	ZCMD39	ZCMD25	ZCMD37	ZCMD21C12	ZCMD21M12
Reference of plastic body	-	-	-	-	-	-

### Connection of miniature bodies

Specific pre-cabled connection components					Option: pre-wired M12 connector, L = 2 m
L = 1 m	ZCMC21L1	ZCMC39L1	ZCMC25L1	ZCMC37L1	5-pin 
L = 2 m	ZCMC21L2	ZCMC39L2	ZCMC25L2	ZCMC37L2	4-pin 
L = 5 m	ZCMC21L5	ZCMC39L5	ZCMC25L5	ZCMC37L5	XZCP1164L2 XZCP1169L2

↻ Positive opening operation. (3)  Snap-C<sup>®</sup> compatible



Thermoplastic roller lever plunger, vertical actuation	M12 head metal end plunger	M18 head metal end plunger	M12 head steel roller plunger	M18 head steel roller plunger	Spring rod	Spring rod with plastic end	"Cat's whisker"
⊖ ZCE27	⊖ ZCEF0 (2)	⊖ ZCEH0 (1)	⊖ ZCEF2 (2)	⊖ ZCEH2 (1)	ZCE08	ZCE07	ZCE06

Thermoplastic roller lever, track: 20/36 mm (ZCMD) 24/40 mm (ZCD/P/T)	Steel roller lever, track: 20/36 mm (ZCMD) 24/40 mm (ZCD/P/T)	Ceramic roller lever	Variable length thermoplastic roller lever	Round, glass fibre rod lever Ø 3 mm L = 125 mm	Metal spring-rod lever	Thermoplastic roller lever Ø 50 mm	Adjustable thermo-plastic roller lever Ø 50 mm
⊖ ZCY18 (1)	⊖ ZCY19 (1)	⊖ ZCY22	⊖ ZCY45	ZCY55	ZCY91	⊖ ZCY39	⊖ ZCY49

Compact

Type of contact								
Ref. metal body	ZCD21	ZCD39	ZCD25	ZCD37	ZCD21M12	-	-	-
Ref. plastic body	ZCP21	ZCP39	ZCP25	ZCP37	-	ZCP21M12	ZCT21P16	ZCT25P16

Connection of compact bodies

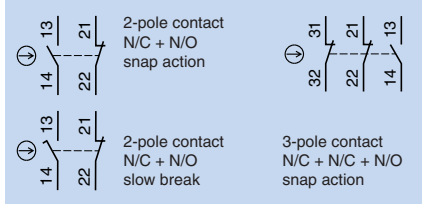
Interchangeable outlet for cable gland							Option: pre-wired M12 connector, L = 2 m	ZCT Pg 11 cable gland versions: replace the suffix P16 by G11. Example: ZCT21P16 becomes ZCT21G11 ZCT 1/2 NPT versions: replace the suffix P16 by N12 (adaptor). Example: ZCT21P16 becomes ZCT21N12
Description	For ISO M16 cable gland	For ISO M20 cable gland	For Pg 11 cable gland	For Pg 13.5 cable gland	For 1/2" NPT cable gland	For PF 1/2 (G12) cable gland		
Metal	ZCDEP16	ZCDEP20	ZCDEG11	ZCDEG13	ZCDEN12	ZCDEF12	5-pin	
Plastic	ZCPEP16	ZCPEP20	ZCPEG11	ZCPEG13	ZCPEN12	ZCPEF12	4-pin	XZCP1164L2 XZCP1169L2

## Limit switches Classic - XCKM, complete switches

ISO entry  
(to EN 50262)



### XCKM



### Type XCKM metal, 3 cable entries

Type of operator	Metal end plunger	Steel roller plunger	Roller lever plunger, horizontal actuation in 1 direction	Thermoplastic roller lever	"Cat's whisker"
Mechanical durability (millions of operating cycles)	20	20	20	15	10
Actuation speed (in m/s)	0.5	0.5	1.5	1.5	0.5
Degree of protection conforming to IEC 60529	IP 665				
Rated operational characteristics	AC 15; A 300 (Ue = 240 V, Ie = 3 A) / DC 13; Q 300 (Ue = 250 V, Ie = 0.27 A)				
Cable entry (1)	3 tapped entries for ISO M20 x 1.5 cable gland (2 entries fitted with blanking plugs)				
Fixing centres (mm)	41				
Body dimensions (mm) W x D x H	63 x 30 x 64				

Complete switch (2-pole N/C + N/O snap action)	⊕ XCKM110H29	⊕ XCKM102H29	⊕ XCKM121H29	⊖ XCKM115H29	XCKM106H29
(2-pole N/C + N/O, break before make, slow break)	⊖ XCKM510H29	⊖ XCKM502H29	⊖ XCKM521H29	⊖ XCKM515H29	-

(1) For Pg 13.5 cable entry delete the reference suffix H29. Example: XCKM110H29 becomes XCKM110.

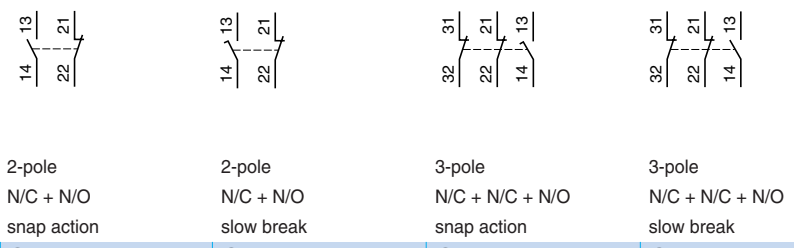
⊕ Positive opening operation.

## Customised assembly of Classic XCKM switches Body/contact sub-assemblies



### Type XCKM metal, 3 cable entries

Type of contact



Reference of body with contact block	⊕ ZCKM1H29	⊖ ZCKM5H29	⊕ ZCKMD39H29	⊖ ZCKMD37H29
Reference of contact block only	⊕ XE2SP2151	⊕ XE2NP2151	⊕ XE3SP2141	⊖ XE3NP2141



# Customised assembly of Classic XCKM switches

## Operating heads, complete or for customer assembly



Complete switch

=



Body/contact assembly

+



Head

+



Lever

### Rotary or multi-directional heads

with thermoplastic roller lever (2)

with steel roller lever (2)

with variable length thermoplastic roller lever (2)

with Ø 6 mm thermoplastic rod L = 200 mm (3)

with thermoplastic roller lever (3) for actuation from left AND right or left OR right

with "Cat's whisker"

with spring rod



Reference

⊖ ZCKD15

⊖ ZCKD16

ZCKD41

ZCKD59

⊖ ZCKD31

ZCKD06

ZCKD08

### Plunger heads

with metal end plunger

with metal end plunger and protective boot

with steel roller plunger

with thermoplastic roller lever plunger, horizontal actuation in 1 direction

with steel roller lever plunger, horizontal actuation in 1 direction



Reference

⊖ ZCKD10

⊖ ZCKD109

⊖ ZCKD02

⊖ ZCKD21

⊖ ZCKD23

### Rotary heads and separate levers

spring return, for actuation from left AND right or left OR right


lever with thermoplastic roller (2)

lever with steel roller (2)

variable length lever with thermoplastic roller (2)

variable length lever with steel roller (2)

rod, Ø 6 mm thermoplastic L = 200 mm (3)



Reference

⊖ ZCKD05

⊖ ZCKY31

⊖ ZCKY33

ZCKY41

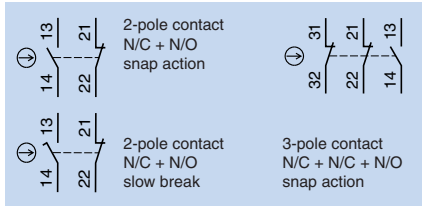
ZCKY43

ZCKY59

(2) Adjustable throughout 360° in 5° steps, or in 90° steps by reversing the notched washer.

(3) Adjustable throughout 360° in 5° steps, or in 45° steps by reversing the lever mounting.

#### XCKJ



ISO entry (to EN 50262)




#### Type XCKJ metal, fixed body, conforming to standard EN 50041

Type of operator	Metal end plunger	Steel roller plunger	Thermoplastic roller lever	Variable length thermoplastic roller lever	Polyamide Ø 6 mm rod lever L = 200 mm
Mechanical durability (millions of operating cycles)	30	25	30	30	30
Actuation speed (in m/s)	0.5	1	1.5	1.5	1.5
Degree of protection conforming to IEC 60529	IP 667				
Rated operational characteristics	AC 15; A 300 (Ue = 240 V, Ie = 3 A) / DC 13; Q 300 (Ue = 250 V, Ie = 0.27 A)				
Cable entry (1)	1 tapped entry for ISO M20 x 1.5 cable gland				
Fixing centres (mm)	30 x 60				
Body dimensions (mm) W x D x H	40 x 44 x 77				

Complete switch (2-pole N/C + N/O snap action)	⊕ XCKJ161H29	⊕ XCKJ167H29	⊕ XCKJ10511H29	⊖ XCKJ10541H29	⊖ XCKJ10559H29
	(2-pole N/C + N/O break before make, slow break)	⊕ XCKJ561H29	⊕ XCKJ567H29	⊕ XCKJ50511H29	⊖ XCKJ50541H29

(1) For Pg 13.5 cable entry delete the reference suffix H29. Example: XCKJ161H29 becomes XCKJ161.  
 ⊕ Positive opening operation.

### Customised assembly of Classic XCKJ switches Body/contact sub-assemblies



#### Type XCKJ metal, 3 cable entries

Type of contact					
Cable entry (1)	1 tapped entry for ISO M20 x 1.5 cable gland				M12 connector
Reference of body with contact block	⊕ ZCKJ1H29	⊕ ZCKJ5H29	⊕ ZCKJD39H29	⊖ ZCKJD37H29	⊖ ZCKJ1D
Reference of contact block only	⊕ XE2SP2151	⊕ XE2NP2151	⊕ XE3SP2141	⊖ XE3NP2141	⊕ XE2SP2151

# Customised assembly of Classic XCKJ switches

Operating heads, complete or for customer assembly



Complete switch

=



Body/contact assembly

+



Head

+



Lever

## Plunger or multi-directional heads

with reinforced steel roller end plunger

with metal end plunger

with thermoplastic roller lever plunger, 1 direct. of actuation

with steel roller lever plunger, 1 direct. of actuation

with steel roller end plunger

with steel ball bearing end plunger



Reference

⊖ ZCKE67



⊖ ZCKE61



⊖ ZCKE21



⊖ ZCKE23



⊖ ZCKE62



⊖ ZCKE66

with metal side plunger

with steel roller side plunger

with spring rod

with "Cat's whisker"



Reference

⊖ ZCKE63



⊖ ZCKE64



ZCKE08



ZCKE06

## Separate rotary heads and levers

spring return for actuation from left **AND** right or left **OR** right

lever with thermoplastic roller (2)

lever with steel roller (2)

variable length lever with thermoplastic roller (2)

variable length lever with steel roller (2)

rod, Ø 6 mm thermoplastic L = 200 mm (2)

spring-metal rod lever (3)



Reference

⊖ ZCKE05



⊖ ZCKY11



⊖ ZCKY13



ZCKY41



ZCKY43



ZCKY59



ZCKY91

stay put for actuation from left **AND** right

forked arm lever with thermoplastic rollers, 1 track (2)

forked arm lever with thermoplastic rollers, 2 track (2)



Reference

ZCKE09



ZCKY71

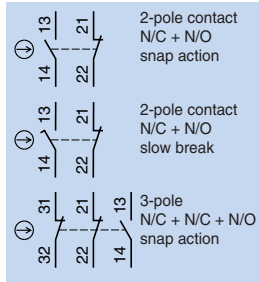


ZCKY61

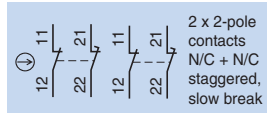
(2) Adjustable throughout 360° in 5° steps, or in 45° steps by reversing the lever mounting.  
 (3) Adjustable throughout 360° in 5° steps, or in 90° steps by reversing the notched washer.



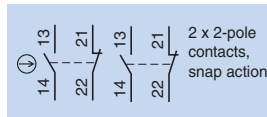
#### XCKS




#### XCKMR



#### XCR



ISO entry  
(to EN 50262)



#### Type XCKS plastic, double insulated, conforming to standard EN 50041

Type of operator	Metal end plunger	Steel roller plunger	Thermoplastic roller lever	Variable length thermoplastic roller lever	Rubber roller lever Ø 50 mm	Polyamide Ø 6 mm rod lever L = 200 mm
Mechanical durability (millions of operating cycles)	25	15	20	20	20	20
Actuation speed (in m/s)	0.5	0.5	1.5	1.5	1	1
Degree of protection conforming to IEC 60529	IP 653					
Rated operational characteristics	AC 15; A 300 (Ue = 240 V, Ie = 3 A) / DC 13; Q 300 (Ue = 250 V, Ie = 0.27 A)					
Cable entry (1)	1 tapped entry for ISO M20 x 1.5 cable gland					
Fixing centres (mm)	30 x 60					
Body dimensions (mm) W x D x H	40 x 36 x 72.5					

<b>Complete switch</b> (2-pole N/C + N/O snap action)	⊕ XCKS101H29	⊕ XCKS102H29	⊕ XCKS131H29	XCKS141H29	XCKS139H29	XCKS159H29
(2-pole N/C + N/O break before make, slow break)	⊕ XCKS501H29	⊕ XCKS502H29	⊕ XCKS531H29	XCKS541H29	XCKS539H29	XCKS559H29
Body (2-pole N/C + N/O snap action)	⊕ ZCKS1H29	⊕ ZCKS1H29	⊕ ZCKS1H29	⊕ ZCKS1H29	⊕ ZCKS1H29	⊕ ZCKS1H29
(2-pole N/C + N/O break before make, slow break)	⊕ ZCKS5H29	⊕ ZCKS5H29	⊕ ZCKS5H29	⊕ ZCKS5H29	⊕ ZCKS5H29	⊕ ZCKS5H29
(3-pole N/C + N/C + N/O snap action)	⊕ ZCKSD39H29	⊕ ZCKSD39H29	⊕ ZCKSD39H29	⊕ ZCKSD39H29	⊕ ZCKSD39H29	⊕ ZCKSD39H29
Associated head (including operator)	⊕ ZCKD01	⊕ ZCKD02	⊕ ZCKD31	ZCKD41	ZCKD39	ZCKD59
Operating lever for rotary head	-	-	⊕ ZCKY31	ZCKY41	ZCKY39	ZCKY59
<b>Complete switch</b> with 2-pole snap action contacts						
(2 x N/C + N/O contacts actuated in each direction)	-	-	-	-	-	-
(1 x N/C + N/O contact actuated in each direction)	-	-	-	-	-	-
<b>Complete switch</b> (2 x single-pole C/O snap action contacts)						
(2 x 2-pole N/C+N/C staggered, slow break contacts)	-	-	-	-	-	-

⊕ Positive opening operation.

(1) For Pg 13.5 cable entry delete the reference suffix H29. Example: XCKJ161H29 becomes XCKJ161.

## XC2J switches, customised assembly

### Body/contact sub-assemblies

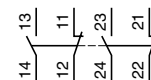


#### Type XC2J metal, fixed body, 1 cable entry incorporating cable gland

Type of contact



Single-pole  
1 C/O contact  
snap action




Double-pole  
2 C/O simultaneous contacts  
snap action

Reference of body with contact block	ZC2JC1	ZC2JC2
Reference of contact block only	XCKZ01	XESP1021



## XCKMR and XCR, complete switches



Types XCKMR and XCR "Application - hoisting, materials handling, conveying"

Square rod levers ∅ 6 mm, "crossed"	Square rod lever ∅ 6 mm	Large roller rod lever ∅ 50 mm	Square rod levers ∅ 6 mm, "crossed" or "T"	Conveyor belt shift monitoring switches	
2	10	10	10	Galvanised steel operating lever	Stainless steel operating lever
1.5	1.5	1.5	1.5	0.3	0.3
IP 545				1.5	1.5
AC 15; A 300 (U <sub>e</sub> = 240 V, I <sub>e</sub> = 3 A) / DC 13; Q 300 (U <sub>e</sub> = 250 V, I <sub>e</sub> = 0.27 A)				IP 665	
3 x ISO M20 x 1.5 entries		1 tapped entry for n° 13 cable gland (for ISO M20 x 1.5, adaptor DE9RA1620 must be ordered separately)			
61.5	85 x 75				105 x 70
118 x 59 x 77	85 x 75 x 95				85 x 87 x 146

-	-	-	-	-	-
-	-	-	-	-	-
-	-	-	-	-	-
-	-	-	-	-	-
-	-	-	-	-	-
-	-	-	-	-	-
-	-	-	-	-	-
-	-	-	-	-	-
-	⊖ XCRA11 (2)	⊖ XCRA15	⊖ XCRE18 (2)	-	-
-	⊖ XCRB11 (2)	-	⊖ XCRF17 (3)	-	-
-	-	-	-	XCRT115	XCRT315 (4)
XCKMR54D1H29 (2)	-	-	-	-	-

(2) Steel rods, L = 200 mm. (3) Steel "T" rods, L = 200 mm, W = 300 mm. (4) Polyester enclosure

## Operating heads, complete or for customer assembly

### Plunger heads

with metal end plunger


with steel roller end plunger



Reference	ZC2JE61	ZC2JE62
-----------	---------	---------

### Rotary heads and separate levers

spring return for actuation from left AND right	spring return or actuation from left OR right	variable length lever with thermoplastic roller (1)	rigid rod ∅ 3 mm, steel L = 125 mm (1)	lever with thermoplastic roller (1)	lever with steel roller (1)	spring lever (1)	spring-rod lever
---	---	---	--	---	--------------------------------	---------------------	------------------



Reference	ZC2JE01	ZC2JE05	ZC2JY31	ZC2JY51	ZC2JY11	ZC2JY13	ZC2JY81	ZC2JY91
-----------	---------	---------	---------	---------	---------	---------	---------	---------

(1) Adjustable throughout 360°.