

LATERAL AUX.SWITCH BLOCK,SIDE, 2NC,  
 CURR.PATH: 1NC, 1NC, FOR MOTOR  
 CONTACTORS, SZ S00, SCREW TERMINAL R: 21/22,  
 31/32 L: 41/42, 51/52

**General technical data:**

<b>product brand name</b>		SIRIUS
<b>Suitability for use</b>		Contactor relay and power contactor
<b>Protection class IP on the front</b>		IP20
<b>Ambient temperature</b>		
• during storage	°C	-55 ... +80
• during operation	°C	-25 ... +60
Mechanical service life (switching cycles) typical		10 000 000
Electrical endurance (switching cycles) at AC-15 at 230 V typical		200 000
<b>Contact reliability</b>		one incorrect switching operation of 100 million switching operations (17 V, 1 mA)
<b>Contact reliability of the auxiliary contacts</b>		1 faulty switching per 100 million (17 V, 1 mA)
Insulation voltage with degree of pollution 3 Rated value	V	690
Surge voltage resistance Rated value	kV	6

**Auxiliary circuit:**

<b>Number of NC contacts for auxiliary contacts</b>		
• instantaneous contact		2
• lagging switching		0
<b>Number of NO contacts for auxiliary contacts</b>		
• instantaneous contact		0
• leading contact		0
<b>Operating current of the auxiliary contacts at AC-12</b>		
• at 24 V	A	10

• at 230 V	A	10
• maximum	A	10
<b>Operating current</b>		
• of the auxiliary contacts		
— at AC-14		
— at 125 V	A	6
— at 250 V	A	6
— at AC-15		
— at 24 V	A	6
— at 230 V	A	6
— at 400 V	A	3
• at AC-15 at 690 V Rated value	A	1
<b>Operating current</b>		
• with 2 current paths in series at DC-12		
— at 24 V Rated value	A	10
— at 60 V Rated value	A	10
— at 110 V Rated value	A	4
— at 220 V Rated value	A	2
— at 440 V Rated value	A	1.3
— at 600 V Rated value	A	0.65
• with 3 current paths in series at DC-12		
— at 24 V Rated value	A	10
— at 60 V Rated value	A	10
— at 110 V Rated value	A	10
— at 220 V Rated value	A	3.6
— at 440 V Rated value	A	2.5
— at 600 V Rated value	A	1.8
<b>Operating current</b>		
• of the auxiliary contacts at DC-13		
— at 24 V	A	6
— at 60 V	A	2
— at 110 V	A	1
— at 220 V	A	0.3
• with 2 current paths in series at DC-13		
— at 24 V Rated value	A	10
— at 60 V Rated value	A	3.5
— at 110 V Rated value	A	1.3
— at 220 V Rated value	A	0.9
— at 440 V Rated value	A	0.2
— at 600 V Rated value	A	0.1
• with 3 current paths in series at DC-13		

— at 24 V Rated value	A	10
— at 60 V Rated value	A	4.7
— at 110 V Rated value	A	3
— at 220 V Rated value	A	1.2
— at 440 V Rated value	A	0.5
— at 600 V Rated value	A	0.26

#### Installation/ mounting/ dimensions:

<b>Mounting type</b>		snap-on mounting
<b>Width</b>	mm	10
<b>Height</b>	mm	57.4
<b>Depth</b>	mm	66

#### Connections/ Terminals:






Type of electrical connection for auxiliary and control current circuit		screw-type terminals
<b>Type of connectable conductor cross-section</b>		
<ul style="list-style-type: none"> <li>• for auxiliary contacts <ul style="list-style-type: none"> <li>— finely stranded</li> <li>— with core end processing</li> </ul> </li> <li>• for AWG conductors for auxiliary contacts</li> </ul>		2x (0.5 ... 1.5 mm <sup>2</sup> ), 2x (0.75 ... 2.5 mm <sup>2</sup> ) 2x (20 ... 16), 2x (18 ... 14)

#### Safety related data:

<b>Product function Mirror contact acc. to IEC 60947-4-1</b>		Yes
<ul style="list-style-type: none"> <li>• <b>Note</b></li> </ul>		with 3RT2
<b>Product function positively driven operation acc. to IEC 60947-5-1</b>		No

#### Certificates/ approvals:

General Product Approval				Declaration of Conformity	Test Certificates
 CCC	 CSA	 UL		 EG-Konf.	<a href="#">Special Test Certificate</a>

Test Certificates	Shipping Approval				
<a href="#">Type Test Certificates/Test Report</a>	 ABS	 BUREAU VERITAS	 DNV	 GL	 LRS

Shipping Approval	other				
 PRS	 RINA	 RMRS	<a href="#">Environmental Confirmations</a>	 VDE	

#### Further information

**Information- and Downloadcenter (Catalogs, Brochures,...)**

<http://www.siemens.com/industrial-controls/catalogs>

**Industry Mall (Online ordering system)**

<http://www.siemens.com/industrymall>

**Cax online generator**

<http://support.automation.siemens.com/WW/CAXorder/default.aspx?lang=en&mlfb=3RH29111DA02>

**Service&Support (Manuals, Certificates, Characteristics, FAQs,...)**

<http://support.automation.siemens.com/WW/view/en/3RH29111DA02/all>

**Image database (product images, 2D dimension drawings, 3D models, device circuit diagrams, EPLAN macros, ...)**

<http://www.automation.siemens.com/bilddb/index.aspx?attID9=3RH29111DA02&lang=en>

