









COFFER

Kunststoffgehäuse mit abgerundeten Ecken. Glänzende Oberfläche. Unterteil mit dicht gestaffelten Führungen für PCB. Montage mit vier Schrauben.



Preview	Products		Ext. Dimensions (mm)			Material	MAX PCB Size		
	Model	Color (Ral)	L	W	H				
	COFFER-1.5	9018	100	55	29	AG-ATY	95	19	4
	COFFER-1.9	9004	100	55	29	P2H-AT	95	19	4
	COFFER-2.5	9018	125	70	39	AG-ATY	120	29	4
	COFFER-2.9	9004	125	70	39	P2H-AT	120	29	4
	COFFER-3.5	9018	160	95	49	AG-ATY	155	39	4
	COFFER-3.9	9004	160	95	49	P2H-AT	155	39	4
	COFFER-4.5	9018	215	130	69	AG-ATY	210	58	4
	COFFER-4.9	9004	215	130	69	P2H-AT	210	58	4