


263 Series

PICO® II 250 Volt Fuse, Very Fast Acting



Description

The PICO® II 263 Series Fuse is a specially designed axial leaded fuse that achieves a 250V rating in a small package.

Features & Benefits

- 250V rating
- Very fast-acting
- Small size
- Wide range of current rating available (62mA to 5A)
- RoHS compliant and Halogen-free
- Wide operating temperature range
- Low temperature derating

Additional Information



Resources



Accessories



Samples

Applications

- Lighting system
- Power supply
- LCD/PDP TV
- LCD monitor
- Office automation machines
- Audio/Video system
- Medical equipment

Electrical Characteristics

% of Ampere Rating	Opening Time
100%	4 Hours, Min.
200%	1 Second, Max.
300%	0.1 Second, Max.

Agency Approvals

Agency	Agency File Number	Ampere Range
	E10480	0.062A - 5A
	PSE_NBK200416-JP1021	1A - 5A
	29862	0.125 - 5A
	NA	0.062A - 5A
	NA	0.062A - 5A

Electrical Characteristics

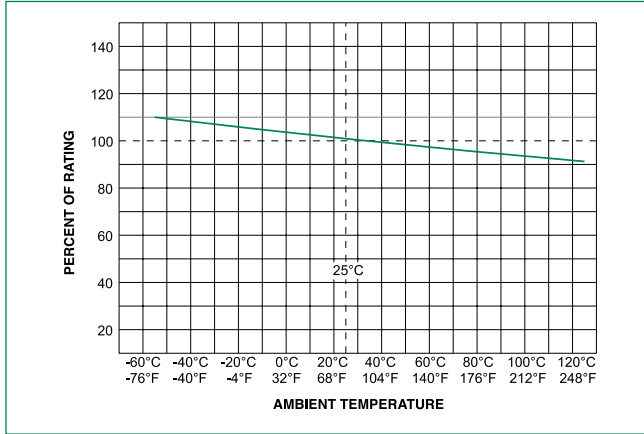
Ampere Rating (A)	Amp Code	Max Voltage Rating (V)	Interrupting Rating	Nominal Cold Resistance (Ohms)	Nominal Melting I ² t (A ² sec)	Nom Voltage Drop (mV)	Agency Approvals				
							UKCA	CE	UL	PSE	UKCA
0.062	.062	250	50A@250VAC PSE: 100A@125VAC	5.50	0.000192	0.74	x	x	x	-	-
0.125	.125	250		1.745	0.00251	0.3	x	x	x	-	x
0.250	.250	250		0.715	0.0165	0.235	x	x	x	-	x
0.375	.375	250		0.391	0.0444	0.195	x	x	x	-	x
0.500	.500	250		0.252	0.084	0.302	x	x	x	-	x
0.750	.750	250		0.150	0.0411	0.176	x	x	x	-	x
1.00	001.	250*		0.105	0.087	0.165	x	x	x	x	x
1.50	015.	250*		0.0635	0.2958	0.148	x	x	x	x	x
2.00	002.	250*		0.0444	0.74	0.137	x	x	x	x	x
2.50	02.5	250*		0.0340	1.197	0.128	x	x	x	x	x
3.00	003.	250*		0.0274	1.77	0.1225	x	x	x	x	x
3.50	03.5	250*		0.0224	2.33	0.1175	x	x	x	x	x
4.00	004.	250*		0.0193	3.08	0.1125	x	x	x	x	x
5.00	005.	250*		0.0145	5.55	0.1065	x	x	x	x	x

* PSE Approval has max. voltage range of 125VAC.

263 Series

PICO® II 250 Volt Fuse, Very Fast Acting

Temperature Re-rating Curve



Note: Re-rating depicted in this curve is in addition to the standard derating of 25% for continuous operation.

Soldering Parameters

Recommended Process Parameters:

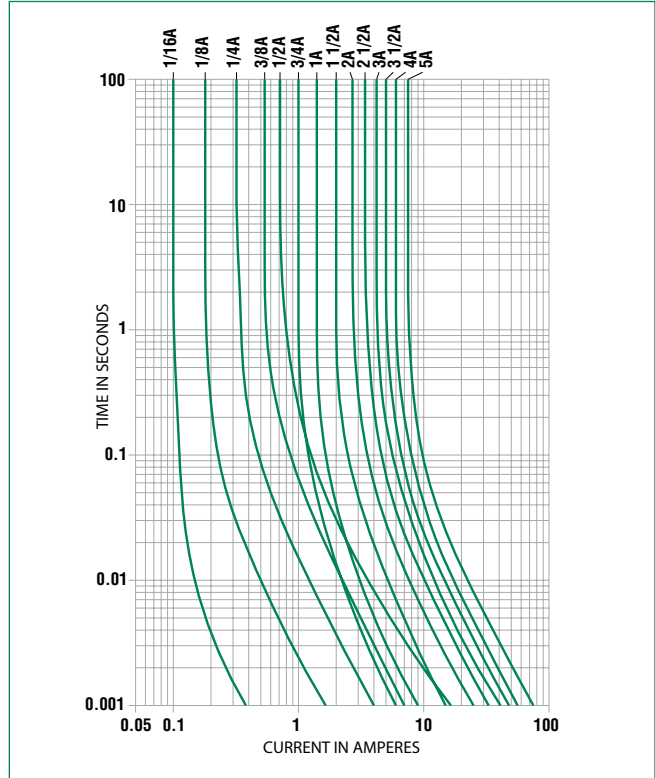
Wave Parameter	Lead-Free Recommendation
Preheat: (Depends on Flux Activation Temperature)	(Typical Industry Recommendation)
Temperature Minimum:	100° C
Temperature Maximum:	150° C
Preheat Time:	60-180 seconds
Solder Pot Temperature:	260° C Maximum
Solder Dwell Time:	2-5 seconds

Recommended Hand-Solder Parameters:

Solder Iron Temperature: 350° C +/- 5° C
 Heating Time: 5 seconds max.

Note: These devices are not recommended for IR or Convection Reflow process.

Average Time Current Curves



263 Series

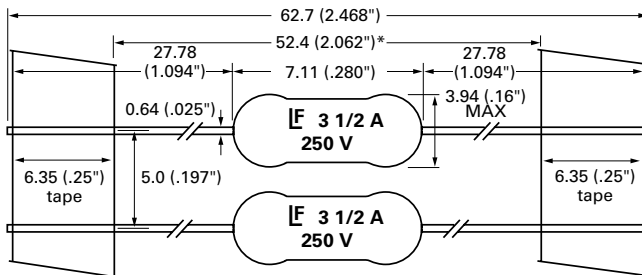
PICO® II 250 Volt Fuse, Very Fast Acting

Product Characteristics

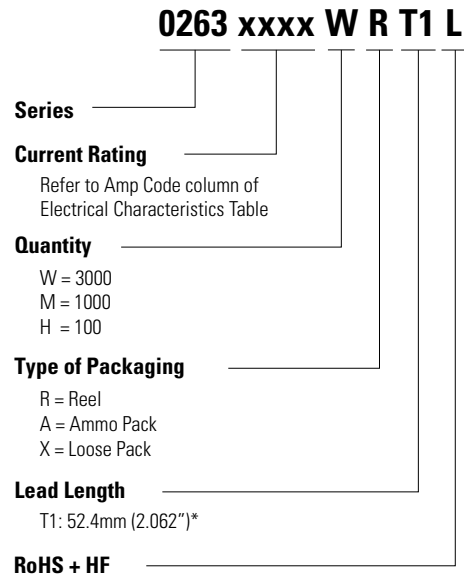
Materials	Encapsulated, Epoxy-Coated Body: Solder Coated Copper Leads. RoHS compliant Product: Pure Tin-coated Copper wire leads
Solderability	MIL-STD-202, Method 208.
Product Marking	Body marking, current rating and logo
Operating Temperature	-55°C to +125°C (Consider re-rating)
Shock	MIL-STD-202, Method 213, Test Condition I (100 G's peak for 6 milliseconds)

Vibration	MIL-STD-202, Method 201 (10–55 Hz); MIL-STD-202, Method 204, Test Condition C (55–2000 Hz at 10 G's Peak)
Salt Spray	MIL-STD-202, Method 101, Test Condition B (48 hrs.) MIL-STD-202, Method 302,
Insulation Resistance (After Opening):	Test Condition A (10,000 ohms minimum at 100 volts)
Resistance to Soldering Heat	MIL-STD-202, Method 210, Test Condition C (10 sec. at 260°C)
Thermal Shock	MIL-STD-202, Method 107, Test Condition B (-55°C to 125°C)
Moisture Resistance	MIL-STD-202, Method 106
Lead Pull Force	MIL-STD-202, Method 211, Test Condition A (will withstand 7 lb. axial pull test)

Dimensions



Part Numbering System



Packaging

Packaging Option	Packaging Specification	Quantity	Quantity & Packaging Code
T1: 52.4mm (2.062") Tape and Reel	EIA 296		Please refer to available quantities above in "Part Numbering System"

Notes: * T1 dimension is defined as the length of the component between the two tapes. The full component length is 62.7mm (2.468").

Disclaimer Notice - Information furnished is believed to be accurate and reliable. However, users should independently evaluate the suitability of and test each product selected for their own applications. Littelfuse products are not designed for, and may not be used in, all applications. Read complete Disclaimer Notice at: www.littelfuse.com/disclaimer-electronics.