



CIRCUIT-BREAKER SZ S0, FOR MOTOR PROTECTION, CLASS 10, A-RELEASE 10...16A, N-RELEASE 208A, RING CABLE LUG CONNECTION, STANDARD SW. CAPACITY,

product brand name		SIRIUS
Product designation		3RV2 circuit breaker
General technical data:		
Active power loss total typical	W	7
Insulation voltage		
• with degree of pollution 3 Rated value	V	690
Shock resistance		
• acc. to IEC 60068-2-27		25g / 11 ms
Surge voltage resistance Rated value	kV	6
Mechanical service life (switching cycles)		
• of the main contacts typical		100 000
• of the auxiliary contacts typical		100 000
Electrical endurance (switching cycles)		
• typical		100 000
Temperature compensation	°C	-20 ... +60
Size of contactor can be combined company-specific		S2
Protection class IP		
• on the front		IP00
• of the terminal		IP20
Type of protection		Increased safety
Equipment marking		
• acc. to DIN EN 81346-2		Q
Main circuit:		
Number of poles for main current circuit		3

Adjustable response value current of the current-dependent overload release	A	10 ... 16
Operating voltage		
• Rated value	V	690
• at AC-3 Rated value maximum	V	690
Operating frequency Rated value	Hz	50 ... 60
Operating current Rated value	A	16
Operating current		
• at AC-3		
— at 400 V Rated value	A	16
Operating power		
• at AC-3		
— at 230 V Rated value	W	4 000
— at 400 V Rated value	W	7 500
— at 500 V Rated value	W	7 500
— at 690 V Rated value	W	11 000
Operating frequency		
• at AC-3 maximum	1/h	15

Auxiliary circuit:

Number of NC contacts		
• for auxiliary contacts		0
Number of NO contacts		
• for auxiliary contacts		0
Number of CO contacts		
• for auxiliary contacts		0
Product expansion Auxiliary switch		Yes

Protective and monitoring functions:

Trip class		CLASS 10
Design of the overload circuit breaker		thermal
Operational short-circuit current breaking capacity (Ics) with AC		
• at 240 V Rated value	kA	100
• at 400 V Rated value	kA	25
• at 500 V Rated value	kA	5
• at 690 V Rated value	kA	2
Maximum short-circuit current breaking capacity (Icu)		
• with AC at 240 V Rated value	kA	100
• with AC at 400 V Rated value	kA	55
• with AC at 500 V Rated value	kA	10
• with AC at 690 V Rated value	kA	4
Breaking capacity short-circuit current (Icn)		
• with 1 current path for DC at 150 V Rated value	kA	10

<ul style="list-style-type: none"> with 2 current paths in series for DC at 300 V Rated value 	kA	10
<ul style="list-style-type: none"> with 3 current paths in series for DC at 450 V Rated value 	kA	10
Response value current of the instantaneous short-circuit release	A	208

UL/CSA ratings:

Full-load current (FLA) for three-phase AC motor		
<ul style="list-style-type: none"> at 480 V Rated value 	A	16
<ul style="list-style-type: none"> at 600 V Rated value 	A	16
yielded mechanical performance [hp]		
<ul style="list-style-type: none"> for single-phase AC motor at 110/120 V Rated value 	metric hp	1
<ul style="list-style-type: none"> for single-phase AC motor at 230 V Rated value 	metric hp	2
<ul style="list-style-type: none"> for three-phase AC motor at 200/208 V Rated value 	metric hp	3
<ul style="list-style-type: none"> for three-phase AC motor at 220/230 V Rated value 	metric hp	5
<ul style="list-style-type: none"> for three-phase AC motor at 460/480 V Rated value 	metric hp	10

Short-circuit:

Product function Short circuit protection		Yes
Design of the short-circuit trip		magnetic
Design of the fuse link for IT network for short-circuit protection of the main circuit		
<ul style="list-style-type: none"> at 400 V 		gL/gG 63 A
<ul style="list-style-type: none"> at 500 V 		gL/gG 50 A
<ul style="list-style-type: none"> at 690 V 		gL/gG 40 A

Installation/ mounting/ dimensions:

mounting position		any
Mounting type		screw and snap-on mounting onto 35 mm standard mounting rail according to DIN EN 60715
Height	mm	97
Width	mm	45
Depth	mm	96
Required spacing		
<ul style="list-style-type: none"> with side-by-side mounting <ul style="list-style-type: none"> forwards Backwards upwards downwards at the side 	mm	0
	mm	0
	mm	50
	mm	50
	mm	0

• for grounded parts		
— forwards	mm	0
— Backwards	mm	0
— upwards	mm	50
— at the side	mm	30
— downwards	mm	50
• for live parts		
— forwards	mm	0
— Backwards	mm	0
— upwards	mm	50
— downwards	mm	50
— at the side	mm	30

Connections/ Terminals:

Type of electrical connection		
• for main current circuit		ring cable connection
• for auxiliary and control current circuit		ring cable connection
Arrangement of electrical connectors for main current circuit		Top and bottom
Product function		
• removable terminal for auxiliary and control circuit		No
Tightening torque		
• for ring cable lug		
— for main contacts	N·m	2.5 ... 2
— for auxiliary contacts	N·m	1.2 ... 0.8
Outer diameter of the usable ring cable lug maximum	mm	7.5
Design of screwdriver shaft		Diameter 5 to 6 mm
Design of the thread of the connection screw		
• for main contacts		M4
• of the auxiliary and control contacts		M3

Safety related data:

B10 value with high demand rate acc. to SN 31920		50 000
Proportion of dangerous failures		
• with low demand rate acc. to SN 31920	%	40
• with high demand rate acc. to SN 31920	%	40
Failure rate [FIT] with low demand rate acc. to SN 31920	FIT	50
T1 value for proof test interval or service life acc. to IEC 61508	y	10
Protection against electrical shock		finger-safe

Mechanical data:

Size of the circuit-breaker		S0
-----------------------------	--	----





Ambient conditions:

Installation altitude at height above sea level maximum	m	2 000
Ambient temperature		
• during operation	°C	-20 ... +60
• during storage	°C	-50 ... +80
• during transport	°C	-50 ... +80
Relative humidity during operation	%	10 ... 95





Display:

Display version		Handle
• for switching status		




Certificates/ approvals:

General Product Approval	Declaration of Conformity	Test Certificates
 CCC	 EG-Konf.	Type Test Certificates/Test Report
 CSA	 EAC	Special Test Certificate

Shipping Approval

 ABS	 BUREAU VERITAS	 DNV	 GL	 LRS	 PRS
--------------------------------------------------------------------------------------------	-------------------------------------------------------------------------------------------------------	--------------------------------------------------------------------------------------------	-------------------------------------------------------------------------------------------	----------------------------------------------------------------------------------------------	----------------------------------------------------------------------------------------------

Shipping Approval

Shipping Approval	other
 RINA	 RMRS
	Environmental Confirmations
	Confirmation
	 VDE
	other

Further information

Information- and Downloadcenter (Catalogs, Brochures,...)

<http://www.siemens.com/industrial-controls/catalogs>

Industry Mall (Online ordering system)

<http://www.siemens.com/industrymall>

Cax online generator

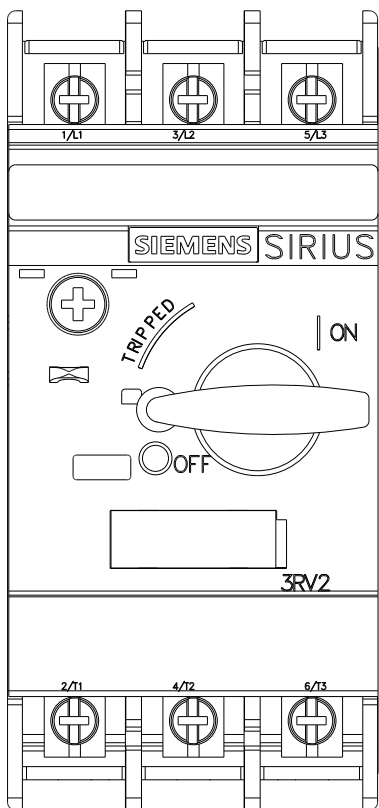
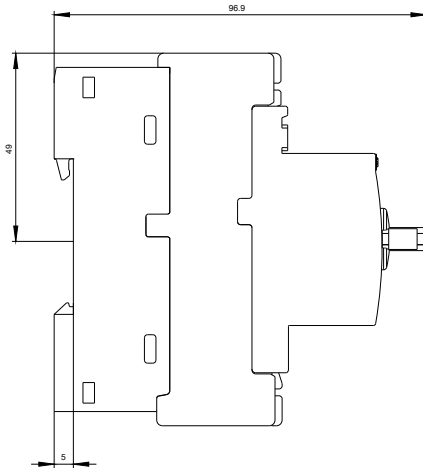
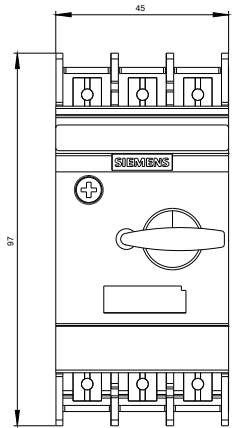
<http://support.automation.siemens.com/WW/CAXorder/default.aspx?lang=en&mlfb=3RV20214AA40>

Service&Support (Manuals, Certificates, Characteristics, FAQs,...)

<http://support.automation.siemens.com/WW/view/en/3RV20214AA40/all>

Image database (product images, 2D dimension drawings, 3D models, device circuit diagrams, EPLAN macros, ...)

http://www.automation.siemens.com/bilddb/cax_de.aspx?mlfb=3RV20214AA40&lang=en





last modified:

11.03.2015