


XB4BP483BM5GEX

Illuminated push button, metal, flush, red, Ø22, spring return, booted, 24...254 V AC/DC, 1 NO, ATEX



Main

Range of product	Harmony XB4
Product or component type	Complete illuminated push-button
Device short name	XB4
Bezel material	Chromium plated metal
Fixing collar material	Zamak
Mounting diameter	0.87 in (22 mm)
Sale per indivisible quantity	1
Dust zone	Zone 21 - 22
Gas zone	Zone 1 - 2
Type of operator	Spring return
Operator profile	Red flush
Operator additional information	Booted (clear silicon)
Contacts type and composition	1 NC

Complementary

Maximum Width	1.82 in (46.2 mm)
Height	1.18 in (30 mm)
Depth	2.83 in (72 mm)
Net Weight	0.24 lb(US) (0.107 kg)
Device mounting	Fixing hole 0.89 in (22.5 mm) +/- 0.2 mm EN/IEC 60947-1
Fixing center	>= 30 x 40 mm (support panel) - thickness: 1...6 mm
Embedding depth	2.28 in (58 mm)
Marking	Ex db eb mb IIC Gb Ex tb IIIC Db II 2 GD
Shape of signaling unit head	Round
Contact operation	Slow-break
Positive opening	Without
Operating travel	0.07 in (1.657 mm) engagement point 0.18 in (4.622 mm) changing state point 0.18 in (4.452 mm) total travel)
Operating force	3.962 N
Mechanical durability	5000000 cycles
Connections - terminals	Screw clamp terminals, 2 x 1.5 mm ² with cable end EN/IEC 60947-1 Screw clamp terminals, 1 x 2.5 mm ² without cable end EN/IEC 60947-1
Tightening torque	7.08...10.62 lbf.in (0.8...1.2 N.m) EN 60947-1
[I _{th}] conventional free air thermal current	10 A conforming to EN/IEC 60947-5-1
[U _i] rated insulation voltage	415 V
[I _e] rated operational current	1.9 A at 380 V, AC, A600 conforming to EN/IEC 60947-5-1 3 A at 240 V, AC, A600 conforming to EN/IEC 60947-5-1 6 A at 120 V, AC, A600 conforming to EN/IEC 60947-5-1 0.27 A at 250 V, DC, Q300 conforming to EN/IEC 60947-5-1 0.55 A at 125 V, DC, Q300 conforming to EN/IEC 60947-5-1 2.87 A at 24 V, DC, Q300 conforming to EN/IEC 60947-5-1
Signalling type	Steady

The information provided in this documentation contains general descriptions and/or technical characteristics of the performance of the products contained herein. This documentation is not intended as a substitute for and is not to be used for determining suitability or reliability of these products for specific user applications. It is the duty of any such user or integrator to perform the appropriate and complete risk analysis, evaluation and testing of the products with respect to the relevant specific application or use thereof. Neither Schneider Electric Industries SAS nor any of its affiliates or subsidiaries shall be responsible or liable for misuse of the information contained herein.

Light source	Integral LED
[Us] rated supply voltage	24...254 V AC/DC
Current consumption	2...10 mA
Service life	100000 h

Environment

Protective treatment	TH
Ambient air temperature for storage	-40...158 °F (-40...70 °C)
Ambient air temperature for operation	-4...167 °F (-20...75 °C)
Overvoltage category	I conforming to IEC 60536
IP degree of protection	IP66 conforming to IEC 60529
Standards	EN/IEC 60079-0:2009 EN/IEC 60079-7:2009 EN/IEC 60079-18:2009 EN/IEC 60079-31:2009 UL 60079-0 UL 60079-18 UL 60079-31 ANSI/ISA 12.12.01 CSA C22.2 No 213
Product certifications	INERIS 04ATEX9004U

Ordering and shipping details

Category	22465 - PUSHBUTTONS, 22MM HAZ LOC
Discount Schedule	CS2
GTIN	03606489485900
Nbr. of units in pkg.	1
Package weight(Lbs)	1 lb(US) (0.45 kg)
Returnability	Yes

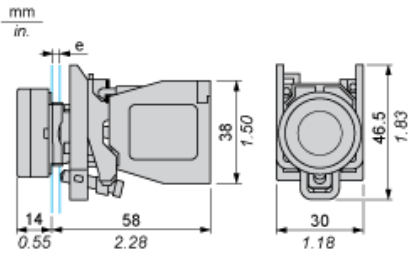
Packing Units

Unit Type of Package 1	PCE
Package 1 Height	2.83 in (7.2 cm)
Package 1 width	1.18 in (3 cm)
Package 1 Length	1.81 in (4.6 cm)

Offer Sustainability

Sustainable offer status	Green Premium product
California proposition 65	WARNING: This product can expose you to chemicals including: Di-isodecyl phthalate (DIDP), which is known to the State of California to cause birth defects or other reproductive harm. For more information go to www.P65Warnings.ca.gov
REACH Regulation	REACH Declaration
REACH free of SVHC	Yes
EU RoHS Directive	Pro-active compliance (Product out of EU RoHS legal scope) EU RoHS Declaration
Toxic heavy metal free	Yes
Mercury free	Yes
RoHS exemption information	Yes
China RoHS Regulation	China RoHS Declaration
Environmental Disclosure	Product Environmental Profile
Circularity Profile	End Of Life Information
WEEE	The product must be disposed on European Union markets following specific waste collection and never end up in rubbish bins.

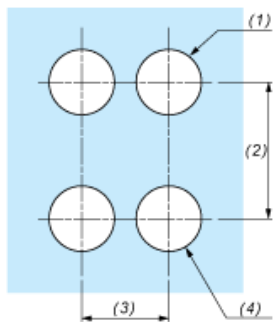
Dimensions



e : support thickness: 1 to 6 mm / 0.04 to 0.24 in.

Panel Cut-out for Pushbuttons, Switches and Pilot Lights (Finished Holes, Ready for Installation)

Connection by Screw Clamp Terminals



- (1) Diameter on finished panel or support
- (2) 40 mm min. / 1.57 in. min.
- (3) 30 mm min. / 1.18 in. min.
- (4) $\varnothing 22.5 \text{ mm} / 0.89 \text{ in. recommended } (\varnothing 22.3 \text{ mm }_0^{+0.4} / 0.88 \text{ in. }_0^{+0.016})$