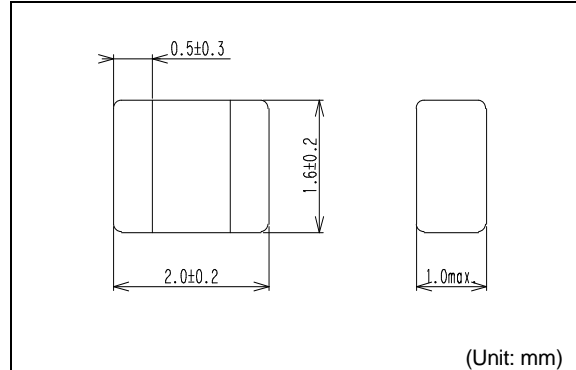
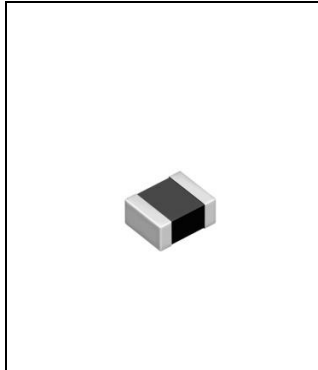


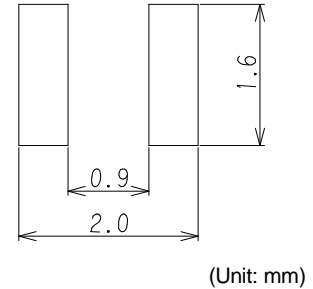
**DFE201610E**



Inductance Range: 0.24~10μH



**Recommended patterns**  
推荐焊盘尺寸



**FEATURES 特点**

- Miniature size: 2016 footprint (2.0mm×1.6mm) and low profile(1.0mm Max. height)
- The use of magnetic iron powder ensure capability for large current.
- The use of Flat wire for Low DC resistance.
- Magnetically shielded, low audible core noise.
- Reflow solderable.
- Operating temperature : -40~+125°C
- 小型薄型构造(2.0 x 1.6 mm、高度1.0mm Max.)
- 使用合金系磁性粉，保证了大电流
- 采用平角线、低直流电阻
- 闭磁路构造、低芯片噪音
- 适合回流焊接
- 使用温度范围：-40~+125°C

**STANDARD PART NUMBERS 标准零件号码**

**TYPE DFE201610E (Quantity/reel; 3,000 PCS)**

零件号码	电感值 <sup>(1)</sup>	公差	测试频率	最大直流电阻 <sup>(2)</sup>	最大电感值减小电流 <sup>(3)</sup>	最大温度上升电流 <sup>(3)</sup>
Part Number	Inductance <sup>(1)</sup> L(μH)	Tolerance (%)	Test Frequency (MHz)	DC Resistance <sup>(2)</sup> (mΩ) Max. (Typ.)	Inductance Decrease Current <sup>(3)</sup> (A) Max. (Typ.) ΔL/L=30%	Temperature Rise Current <sup>(3)</sup> ΔT=40°C (A) Max. (Typ.)
DFE201610E-R24M=P2	0.24	±20	1	20(16)	6.3(7.0)	4.7(5.5)
DFE201610E-R33M=P2	0.33	±20	1	26(21)	5.5(6.1)	4.0(4.7)
DFE201610E-R47M=P2	0.47	±20	1	32(26)	4.8(5.3)	3.6(4.2)
DFE201610E-R68M=P2	0.68	±20	1	43(36)	4.3(4.8)	3.1(3.7)
DFE201610E-1R0M=P2	1.0	±20	1	57(48)	3.6(3.9)	2.7(3.1)
DFE201610E-1R5M=P2	1.5	±20	1	91(76)	2.9(3.2)	2.1(2.4)
DFE201610E-2R2M=P2	2.2	±20	1	140(117)	2.4(2.6)	1.7(1.9)
DFE201610E-4R7M=P2	4.7	±20	1	288(240)	1.6(1.8)	1.1(1.3)
DFE201610E-100M=P2	10	±20	1	780(650)	1.0(1.2)	0.65(0.75)

(1) Inductance is measured with a LCR meter 4284A (Agilent Technologies) or equivalent. Test frequency at 1MHz

(2) DC resistance is measured with 34420A (Agilent Technologies) or 3541(HIOKI). (Reference ambient temperature 20°C)

(3) Maximum allowable DC current is that which causes a 30% inductance reduction from the initial value, coil temperature to rise by 40°C whichever is smaller. (Reference ambient temperature 20°C)

(1) LCR仪表4284A (Agilent Technologies)或者功能相同的仪器在1MHz下测试电感值。

(2) 通过数码万用表34420A (Agilent Technologies)/ 3541(HIOKI)或者相类似的工具测试直流电阻。(环境温度20°C)

(3) 允许最大直流电的范围是以下两者中比较小的一个：从开始值降低30%的电感值，或者线圈温度升高40°C。(参考周围环境温度20°C)。