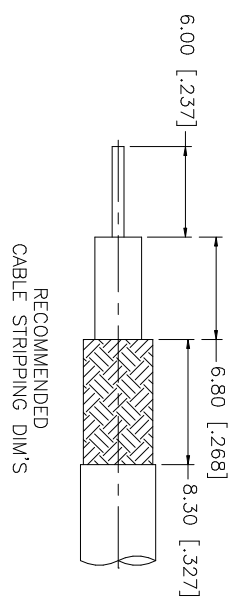
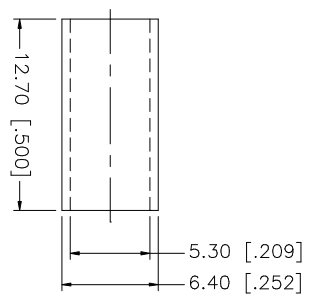
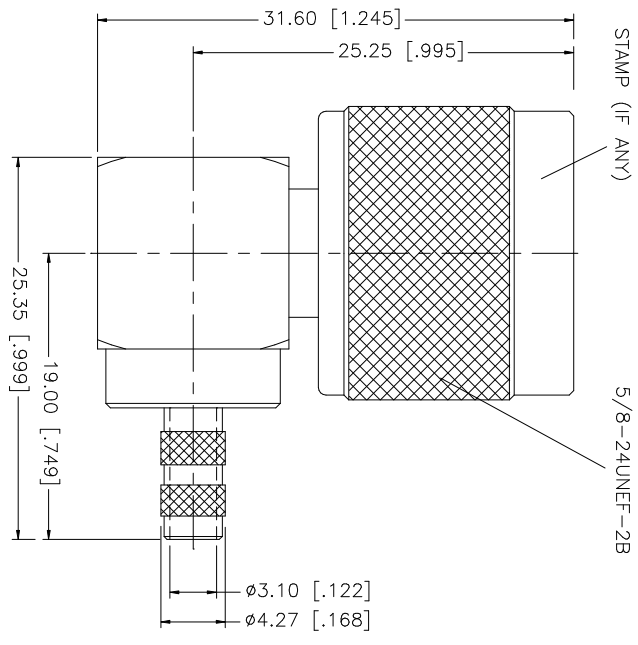


REV.	DATE	DESCRIPTION
A	01/07/04	MODIFY BODY LENGTH / COVER / UPDATE FORMAT



NOTE:
 1. CRIMPED FERRULE
 HEX. CRIMP SIZE .213"
 2. CONTACT PIN TO SOLDER.

QTY	FINISH	MATERIAL	DESCRIPTION
1	NEXCOTE	BRASS	INSULATOR
1	NEXCOTE	BRASS	CONTACT PIN
1	NEXCOTE	BRASS	FERRULE
1	NEXCOTE	COPPER	CLAMP NUT

APPROVALS	DATE
G.R.S.	01/07/04

CHECKED	ISSUED	SHEET
		1 OF 1

DO NOT SCALE DRAWING	DO NOT SCALE DRAWING

UNLESS OTHERWISE SPECIFIED DIMENSIONS ARE IN MILLIMETERS. DIMENSIONS IN [] ARE IN INCHES AND FOR CUSTOMER REFERENCE ONLY. TOLERANCES FOR MILLIMETERS ARE:
0.5 - 8mm ± 0.20mm
8 - 30mm ± 0.40mm
30 - 120mm ± 0.50mm
UNLESS OTHERWISE SPECIFIED DIMENSIONS ARE IN INCHES. DIMENSIONS IN [] ARE IN MILLIMETERS. DIMENSIONS IN [] ARE IN INCHES AND FOR CUSTOMER REFERENCE ONLY. TOLERANCES FOR INCHES ARE:
.020 - .315 = ± 0.007"
.315 - 1.180 = ± 0.015"
1.180 - 4.724 = ± 0.020"

CAD FILE	DWG. NO.	REV.	SIZE	SCALE
C:/172/172177.DWG	172177.DWG	A	A	NA

Amphenol Connex

PART DESCRIPTION
 N R/A CRIMP PLUG
 (FOR RG-58/U, 58C/U CABLE)

PART NO. 172177