

M-Bus to Modbus-TCP gateway

The Anybus M-Bus to Modbus-TCP gateway allows M-Bus devices to communicate on a Modbus-TCP network. The gateway decodes M-Bus telegrams making it possible to map meter values to Modbus registers. This enables central control and supervision of measuring devices which usually use the M-Bus protocol.

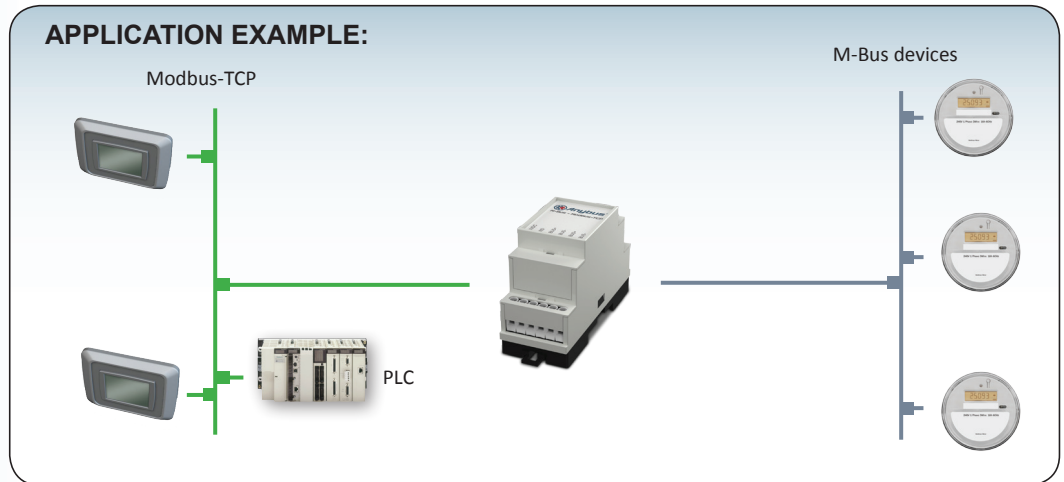


M-Bus

Typical Industries



APPLICATION EXAMPLE:



Order number:

024380 (20 loads)
020570 (80 loads)

Connect to other networks with Anybus X-gateways:

Network	Order no
CANopen Slave	AB9004
CC-Link Slave	AB9009
ControlNet Adapter	AB9003
DeviceNet Adapter	AB9002
EtherCAT Slave	AB9000
EtherNet/IP Adapter	AB9006
Modbus RTU Slave	AB9005
PROFIBUS Slave	AB9001
PROFINET-IO Device	AB9007

Make M-Bus measuring devices talk Modbus-TPC

The Anybus M-Bus to Modbus TCP gateway decodes M-Bus telegrams for easy overview and mapping of meter values. You can connect up to 20 or 80 M-Bus slaves and enable them to communicate on a Modbus-TCP network.

Connect to any other network with an X-gateway

You can also connect your M-Bus devices to any other industrial network by pairing the M-Bus gateway with an Anybus X-gateway for Modbus-TCP. This easy-to-use gateway creates a connection from Modbus-TCP to any other industrial network.



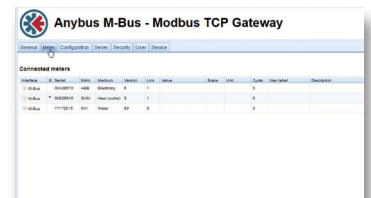
What you get:

- Get data on your consumption of electricity, water or gas onto Modbus-TCP (or any industrial other network).
- Enable total overview of your site's consumption, including building parameters (electricity, water, gas etc.)
- Easy web-based configuration tool. No programming required.
- No hardware or software changes are required for the connected M-Bus device.
- Global free technical support and consultancy.

Easy configuration

The accompanying web-based configuration tool allows you to set up the gateway in an easy-to-use web interface. No programming is necessary.


View a configuration video at www.anybus.com



Connect. Configure. Done!

TECHNICAL SPECIFICATIONS

Technical Details	
Dimensions (L·W·H)	89 · 35 · 58 mm
Protection class	IP20
Enclosure material	Plastic
Baud rate	300 to 19 200 bps
Max number of M-Bus slaves	20/80
Mounting	DIN rail (35·7,5/15)
Connectors M-Bus	Screw terminal, max. 2.5 mm ²
Connector Ethernet	100 MBit, RJ45, shielded
IP-address	Configurable or via DHCP
Certifications	CE
Electrical Characteristics	
Power supply	24VDC, <max. 2.5 mm ²
Current consumption	Max 300 mA
Environmental Characteristics	
Operating temp	0 to 50 °C



HMS Industrial Networks – Worldwide

HMS - Sweden (HQ)

Tel: +46 35 17 29 00 (Halmstad HQ)
Tel: +46 35 17 29 24 (Västerås office)
E-mail: sales@hms-networks.com

HMS - Germany

Tel: +49 721 989777-000
E-mail: ge-sales@hms-networks.com

HMS - Japan

Tel: +81 45 478 5340
E-mail: jp-sales@hms-networks.com

HMS - United States

Tel: +1 312 829 0601
E-mail: us-sales@hms-networks.com

HMS - China

Tel: +86 010 8532 3183
E-mail: cn-sales@hms-networks.com

HMS - India

Tel: +91 83800 66578
E-mail: in-sales@hms-networks.com

HMS - Switzerland

Tel: +41 61 511342-0
E-mail: sales@hms-networks.ch

HMS - France

Tel: +33 368 368 034 (Mulhouse office)
E-mail: fr-sales@hms-networks.com

HMS - Italy

Tel: +39 039 59662 27
E-mail: it-sales@hms-networks.com

HMS - UK

Tel: +44 1926 405599
E-mail: uk-sales@hms-networks.com

Anybus® is a registered trademark of HMS Industrial Networks AB, Sweden, USA, Germany and other countries. Other marks and words belong to their respective companies. All other product or service names mentioned in this document are trademarks of their respective companies.

Part No: MMA207 Version 1 01/2015 - © HMS Industrial Networks - All rights reserved - HMS reserves the right to make modifications without prior notice.