


ELEMENT 28/220-240/700 G3

ELEMENT G3 | Constant Current Compact – Non dimmable



Product family features

- Fixed output (no dimming)
- Input voltage: 220 – 240 VAC
- Suitable for Class I/II luminaires
- Output current range 150-1050 mA
- Up to 30 000 h lifetime at $t_{cmax} = 80\text{ °C}$
- Typ. Efficiency: from 82% to 90% depend on different wattage
- SELV
- Ambient temp range, t_a : -20 °C to $+50\text{ °C}$

Product family benefits

- Safety ensured by OSRAM (SELV)
- 3 years guarantee
- High quality of light with ripple current $< 5\%$

Areas of application

- Spot light and down light
- Panels
- Other Indoor LED luminaires

Technical data

Electrical data

Nominal input voltage	220...240 V
Mains frequency	50/60 Hz
Input voltage AC	198...264 V
Total harmonic distortion	< 20 %
Power factor λ	0.97
Efficiency in full-load	88 % ¹⁾
Device power loss	3.8 W ²⁾
Protective conductor current	<0.7 mA
Inrush current	< 9.3 A ³⁾
Max. ECG no. on circuit breaker 10 A (B)	28
Max. ECG no. on circuit breaker 10 A (C)	42
Max. ECG no. on circuit breaker 16 A (B)	45
Max. ECG no. on circuit breaker 16 A (C)	68
Max. ECG no. on circuit breaker 25 A (B)	70
Surge capability (L/N-Ground)	2 kV
Surge capability (L-N)	1 kV
Nominal output voltage	21...40 V
U-OUT (working voltage)	60 V
Nominal output current	700 mA
Output current tolerance	± 7.5 %
Output ripple current (100 Hz)	< 5 %
Output PSTLM	≤ 1
Output SVM	≤ 0.4
Nominal output power	14.7...28 W ⁴⁾
Maximum output power	28 W
Galvanic isolation	SELV
Input voltage DC	-
Galvanic isolation primary/secondary	SELV
Current set	Fixed current

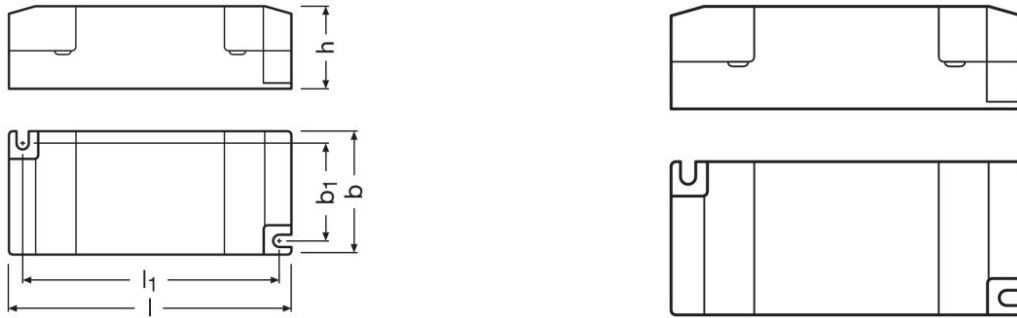
¹⁾ at 230 V, 50 Hz

²⁾ At 230V, Input power 31.8W max.

³⁾ $t_{width} = 100 \mu s$ (measured at 50 % I_{peak})

⁴⁾ Partial load

Dimensions & weight



Mounting hole spacing, length	94.0 mm
Mounting hole spacing, width	34.7 mm
Product weight	66.60 g
Cable cross-section, input side	0.5...1.5 / 0.75...1.5 mm ² ¹⁾
Cable cross-section, output side	0.5...1.5 / 0.75...1.5 mm ² ¹⁾
Wire preparation length, input side	7...8 mm
Wire preparation length, output side	7...8 mm
Length	103.0 mm
Width	43.0 mm
Height	29.0 mm

¹⁾ Solid/ Flexible Leads

Colors & materials

Casing material	Plastic housing
-----------------	-----------------

Temperatures & operating conditions

Ambient temperature range	-20...+50 °C
Maximum temperature at tc test point	80 °C
Max.housing temperature in case of fault	110 °C
Temperature range at storage	-40...+85 °C
Permitted rel. humidity during operation	5...85 % ¹⁾

¹⁾ Non-condensing

Lifespan

ECG lifetime	30000 / 50000 h ¹⁾
--------------	-------------------------------

¹⁾ At maximum $T_c = 80^\circ\text{C}$ / 10% failure rate / At maximum $T_c = 70^\circ\text{C}$ / 10% failure rate

Additional product data

Product datasheet

Encapsulated	No
Predecessor EAN	4052899552999

Capabilities

Dimmable	No
Overheating protection	No
Overload protection	Automatic reversible
Short-circuit protection	Automatic reversible
No-load proof	Automatic reversible
Intended for no-load operation	No
Max. cable length to lamp/LED module	2.0 m ¹⁾
Suitable for fixtures with prot. class	I / II
Type of connection, input side	Push terminal
Type of connection, output side	Push terminal
Suitable for through-wiring	No
Number of channels	1

¹⁾ Output wires must be routed as close as possible to each other

Programming

Tuner4TRONIC	No
Tuner4TRONIC Field App	No

Certificates & standards

Approval marks – approval	CE / CCC / RCM / ENEC 25 ¹⁾
Standards	Acc. to IEC 61347-1/Acc. to IEC 61347-2-13/Acc. to IEC 62384/Acc. to IEC 61000-3-2/Acc. to IEC 61547/Acc. to IEC 61000-3-3
Type of protection	IP20
Protection class	I,II

¹⁾ In preparation

Logistical data

Commodity code	850440839000
----------------	--------------







Environmental information

Information according Art. 33 of EU Regulation (EC) 1907/2006 (REACH)	
Date of Declaration	21-09-2022
Primary Article Identifier	4062172167536
Candidate List Substance 1	Lead

Product datasheet

CAS No. of substance 1	7439-92-1
Safe Use Instruction	The identification of the Candidate List substance is sufficient to allow safe use of the article.
Declaration No. in SCIP database	6f9ee2c7-5a2c-458c-ab45-f1fb74d2feb

Download Data

File
 User instruction ELEMENT LED Power Supply
 User instruction ELEMENT LED Power Supply
 Certificates ELEMENT G3 ENEC U6 084117 0084 080621
 Declarations of conformity ELEMENT G3 CE 4232185 150322
 Declarations of conformity ELEMENT G3 UK DoC 4281070 150222
 CAD data ELEMENT 20 42 G3 STEP 250321

Ecodesign regulation information:

Intended for use with LED modules.

The forward voltage of the LED light source shall be within the defined operating window of the control gear in all operating conditions including dimming if applicable.

Separate control gear and light sources must be disposed of at certified disposal companies in accordance with Directive 2012/19/EU (WEEE) in the EU and with Waste Electrical and Electronic Equipment (WEEE) Regulations 2013 in the UK. For this purpose, collection points for recycling centres and take-back systems (CRSO) are available from retailers or private disposal companies, which accept separate control gear and light sources free of charge. In this way, raw materials are conserved and materials are recycled.

Logistical Data

Product code	Product description	Packaging unit (Pieces/Unit)	Dimensions (length x width x height)	Volume	Gross weight
4062172167536	ELEMENT 28/220-240/700 G3	Shipping carton box 20	311 mm x 224 mm x 104 mm	7.25 dm ³	1578.00 g

The mentioned product code describes the smallest quantity unit which can be ordered. One shipping unit can contain one or more single products. When placing an order, for the quantity please enter single or multiples of a shipping unit.

Product datasheet

Disclaimer

Subject to change without notice. Errors and omission excepted. Always make sure to use the most recent release.