



Description and Handling PCB Terminal Strips with CAGE CLAMP® Series 233 and 234



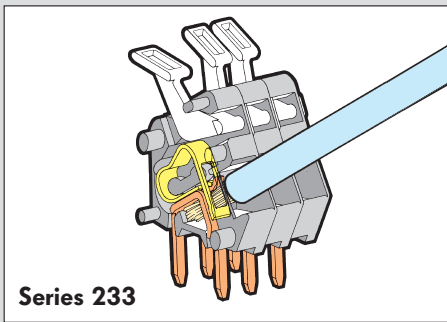
Connection/removal of conductors



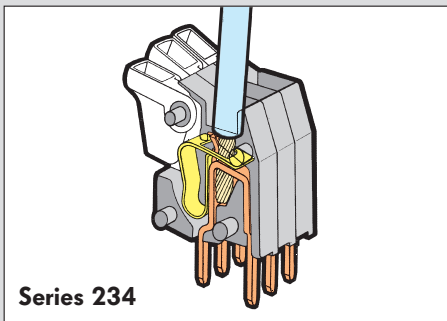
Rated cross section 0.5 mm²/AWG 20,
in adjacent positions 0.75 mm²/AWG 18





Marking with self-adhesive marker strips
or with customized direct printing



Series 233




Series 234



Connection/removal of conductors



Rated cross section 0.5 mm²/AWG 20,
in adjacent positions 0.75 mm²/AWG 18



Marking with self-adhesive marker strips
or with customized direct printing

CAGE CLAMP®
connects the following
copper wires:*

solid




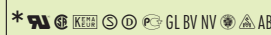
stranded


fine-stranded,
also with tinned
single strands



fine-stranded wire –
tip bonded

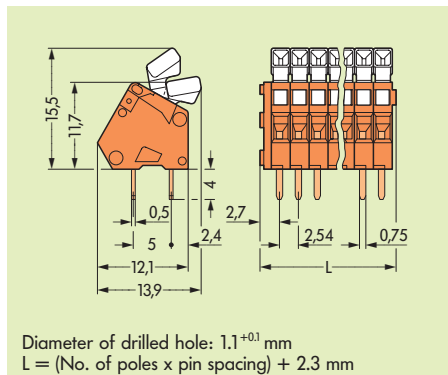
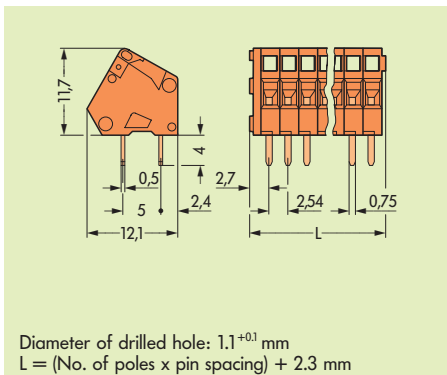
* For aluminum wires see notes in section 12!

PCB Terminal Strips 0.5 mm²/AWG 20 Pin Spacing 2.54 mm / 0.1 in; Series 233

<p>Pin spacing 2.54 mm/0.1 in 0.08 – 0.5 mm² ① AWG 28 – 20 ① 250 V/2.5 kV/2 150 V, 4 A ② ③ 6 A</p> <p> 5 – 6 mm / 0.22 in</p> <p>* </p>	<p>Pin spacing 2.54 mm/0.1 in 0.08 – 0.5 mm² ① AWG 28 – 20 ① 250 V/2.5 kV/2 150 V, 4 A ② ③ 6 A</p> <p> 5 – 6 mm / 0.22 in</p> <p>* </p>	<p>Accessories</p>
--	--	---------------------------



No. of poles	Item No.	Pack.-unit pcs	No. of poles	Item No.	Pack.-unit pcs		Item No.	Pack.-unit pcs
Terminal strips without push buttons, standard lengths, other lengths contact factory, 2 solder pins/pole, orange			Terminal strips with push buttons, standard lengths, other lengths contact factory, 2 solder pins/pole, orange			 Marker cards, 100 self-adhesive strips per card		
2	233-402	600 (6 x 100)	2	233-502	600 (6 x 100)			
3	233-403	500 (4 x 125)	3	233-503	500 (4 x 125)	Marking - pin spacing 2.54 mm/0.1 in		
4	233-404	400 (4 x 100)	4	233-504	400 (4 x 100)	1-16 (400 x)	210-331/0254-0202	1 card
5	233-405	340 (4 x 85)	5	233-505	340 (4 x 85)	17-32 (400 x)	210-331/0254-0204	1 card
6	233-406	280 (4 x 70)	6	233-506	280 (4 x 70)	33-48 (400 x)	210-331/0254-0206	1 card
7	233-407	240 (4 x 60)	7	233-507	240 (4 x 60)	For direct printing, please contact factory		
8	233-408	220 (4 x 55)	8	233-508	220 (4 x 55)			
9	233-409	200 (4 x 50)	9	233-509	200 (4 x 50)			
10	233-410	180 (4 x 45)	10	233-510	180 (4 x 45)			
12	233-412	140 (4 x 35)	12	233-512	140 (4 x 35)			
16	233-416	100 (4 x 25)	16	233-516	100 (4 x 25)			
24	233-424	80 (4 x 20)	24	233-524	80 (4 x 20)			
Terminal strips without push buttons cannot be retrofitted with push buttons!								
For other colors, please contact factory			For other colors, please contact factory					
Accessories								
Operating tool, for shop wiring								
 see section 11								
Dimensions (in mm)								



① in adjacent positions 0.75 mm²/AWG 18

* Approvals with corresponding ratings see pages 12.3 ff.