

Features

- 40 / 64 contacts with crimp termination
- Up to 64 Han E® contacts in hoods/housings type Han® 24 B
- Polarised insert
- Contacts available with either hard silver plated or hard gold plated surface
- Suitable for hoods/housings of series Han® B, Han® EMV, Han® HPR, Han® M

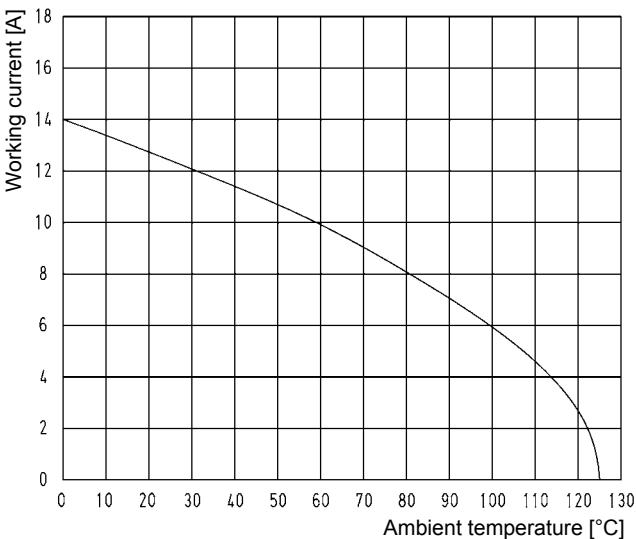
Technical characteristics

Specifications	DIN EN 60 664-1 DIN EN 61 984
Inserts	
Number of contacts	40, 64 + PE
Electrical data acc. to DIN EN 61 984	16 A 500 V 6 kV 3
Rated current	16 A
Rated voltage	500 V
Rated impulse voltage	3 kV
Pollution degree	3
Insulation resistance	≥ 10 ¹⁰ Ω
Material	Polycarbonate
Limiting temperatures	-40 °C ... +125 °C
Flammability acc. to UL 94	V 0
Mechanical working life	≥ 500 mating cycles
Contacts	
Material	Copper alloy
Surface	
- hard silver plated	3 µm Ag
- hard gold plated	2 µm Au over 3 µm Ni
Contact resistance	≤ 1 mΩ
Crimp termination	
- mm ²	0.14 – 4.0 mm ²
- AWG	26 – 12

Current Carrying Capacity

The current carrying capacity of the connectors is limited by the thermal load capability of the contact element material including the connections and the insulating parts. The derating curve is therefore valid for currents which flow constantly (non-intermittent) through each contact element of the connector evenly, without exceeding the allowed maximum temperature. Measuring and testing techniques according to DIN EN 60 512-5.

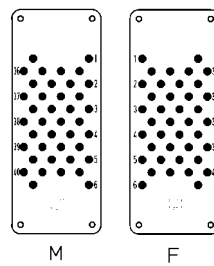
Wire gauge: 2.5 mm²




Contact arrangement

View from termination side

Han® 40 EEE



Han® 64 EEE



Number of contacts

40 / 64 +

Han® 40 EEE: Available by May 2009
Han® 64 EEE: Available by March 2009



Inserts

Identification	Contact No.	Part Number Male insert	Part Number Female insert	Dimensions in mm
Crimp termination order crimp contacts separately	40	09 32 040 3001	09 32 040 3101	<p>1) Distance for contact max. 21 mm</p>
	64	09 32 064 3001	09 32 064 3101	<p>1) Distance for contact max. 21 mm</p>

Identification	Wire gauge mm ²	Part Number Male contacts	Part Number Female contacts	Dimensions in mm																																				
Crimp contacts silver plated 	0.14-0.37	09 33 000 6127	09 33 000 6227	<table border="1"> <thead> <tr> <th>Identification</th> <th colspan="2">Wire gauge</th> <th>Stripping length</th> </tr> </thead> <tbody> <tr> <td>no groove</td> <td>0.14-0.37 mm²</td> <td>AWG 26-22</td> <td>7.5 mm</td> </tr> <tr> <td>no groove</td> <td>0.5 mm²</td> <td>AWG 20</td> <td>7.5 mm</td> </tr> <tr> <td>1 groove*</td> <td>0.75 mm²</td> <td>AWG 18</td> <td>7.5 mm</td> </tr> <tr> <td>1 groove</td> <td>1 mm²</td> <td>AWG 18</td> <td>7.5 mm</td> </tr> <tr> <td>2 grooves</td> <td>1.5 mm²</td> <td>AWG 16</td> <td>7.5 mm</td> </tr> <tr> <td>3 grooves</td> <td>2.5 mm²</td> <td>AWG 14</td> <td>7.5 mm</td> </tr> <tr> <td>wide groove</td> <td>3 mm²</td> <td>AWG 12</td> <td>7.5 mm</td> </tr> <tr> <td>no groove</td> <td>4 mm²</td> <td>AWG 12</td> <td>7.5 mm</td> </tr> </tbody> </table>	Identification	Wire gauge		Stripping length	no groove	0.14-0.37 mm ²	AWG 26-22	7.5 mm	no groove	0.5 mm ²	AWG 20	7.5 mm	1 groove*	0.75 mm ²	AWG 18	7.5 mm	1 groove	1 mm ²	AWG 18	7.5 mm	2 grooves	1.5 mm ²	AWG 16	7.5 mm	3 grooves	2.5 mm ²	AWG 14	7.5 mm	wide groove	3 mm ²	AWG 12	7.5 mm	no groove	4 mm ²	AWG 12	7.5 mm
	Identification	Wire gauge			Stripping length																																			
	no groove	0.14-0.37 mm ²	AWG 26-22		7.5 mm																																			
	no groove	0.5 mm ²	AWG 20		7.5 mm																																			
	1 groove*	0.75 mm ²	AWG 18		7.5 mm																																			
	1 groove	1 mm ²	AWG 18		7.5 mm																																			
	2 grooves	1.5 mm ²	AWG 16		7.5 mm																																			
	3 grooves	2.5 mm ²	AWG 14		7.5 mm																																			
wide groove	3 mm ²	AWG 12	7.5 mm																																					
no groove	4 mm ²	AWG 12	7.5 mm																																					
0.5	09 33 000 6121	09 33 000 6220																																						
0.75	09 33 000 6114	09 33 000 6214																																						
1	09 33 000 6105	09 33 000 6205																																						
1.5	09 33 000 6104	09 33 000 6204																																						
2.5	09 33 000 6102	09 33 000 6202																																						
3	09 33 000 6106	09 33 000 6206																																						
4	09 33 000 6107	09 33 000 6207																																						
gold plated 	0.14-0.37	09 33 000 6117	09 33 000 6217																																					
	0.5	09 33 000 6122	09 33 000 6222																																					
	0.75	09 33 000 6115	09 33 000 6215																																					
	1	09 33 000 6118	09 33 000 6218																																					
	1.5	09 33 000 6116	09 33 000 6216																																					
	2.5	09 33 000 6123	09 33 000 6223																																					
	3	09 33 000 6106	09 33 000 6206																																					
	4	09 33 000 6119	09 33 000 6221																																					

* on the back crimp collar