

# PRODUCT DATASHEET

## DULUX S LED EM 6 W/3000 K 200 mm

OSRAM DULUX® S LED EM & AC MAINS | LED replacement for short CFLni, with 2-pin G23 base for CCG and AC mains operation



---

### Areas of application

- General illumination within ambient temperatures from -20...+45 °C
- Supermarkets and department stores
- Walkways and corridors
- Hotels, restaurants

---

### Product benefits

- Quick, simple and safe replacement without rewiring
- Low energy consumption
- Easy relamping thanks to compact design
- Operation directly on 230 V AC mains possible

---

### Product features

- LED replacement for conventional compact fluorescent lamps for use in CCG luminaires or on AC mains
- Type of protection: IP20
- Lifetime: up to 30,000 h
- Single-ended two-pin plug-in G23 base



## TECHNICAL DATA

### Electrical data

Nominal wattage	6 W
Nominal voltage	220...240 V
Claimed equiv. conventional lamp power	11 W
Nominal current	29 mA
Type of current	AC
Inrush current	20 A
Operating frequency	50/60 Hz
Mains frequency	50/60 Hz
Max. lamp no. on circuit break. 10 A (B)	300
Max. lamp no. on circuit break. 16 A (B)	500
Total harmonic distortion	≤ 30 %
Power factor $\lambda$	> 0,90


### Photometrical data

Luminous flux	630 lm
Nominal useful luminous flux 90°	630 lm
Luminous efficacy	105 lm/W
Lumen main.fact.at end of nom.li	0.80
Light color (designation)	Warm White
Color temperature	3000 K
Color rendering index Ra	> 80
Light color	830
Standard deviation of color matching	≤6 sdcn

### Light technical data

Beam angle	140 °
Warm-up time (60 %)	< 0.50 s
Starting time	< 0.5 s
Rated beam angle (half peak value)	140.00 °

### Dimensions & weight



Overall length	234.00 mm
Length	234.00 mm
Diameter	32.00 mm
Maximum diameter	32 mm
Product weight	52.000 g

### Temperatures & operating conditions

Ambient temperature range	-20...+50 °C
Maximum temperature at tc test point	72 °C

### Lifespan

Nominal lamp life time	30000 h
Rated lamp life time	30000 h
Number of switching cycles	200000
Lumen maintenance at end of serv	0.80
Rated lamp survival factor at 6,000	≥ 0.90

### Additional product data

Base (standard designation)	G23
Mercury content	0.0 mg
Design / version	Frosted

### Capabilities

Dimmable	No
----------	----

### Certificates & standards

Energy efficiency class	A+ <sup>1)</sup>
Energy consumption	6.00 kWh/1000h
Type of protection	IP20
Standards	CE / EAC
Photobiological safety group EN62778	RG0

<sup>1)</sup> Energy efficiency class (EEC) on a scale of A++ (highest efficiency) to E (lowest efficiency)

### Country-specific categorizations



Order reference	DULUX S11LED 6W
-----------------	-----------------

---

### Safety advice

- Not suitable for tandem operation.
  - Only suitable for temperatures of up to 45°C inside of the luminaire.
  - Tc point is located below the LED module on the back side of the lamp.
- 

### DOWNLOAD DATA

DOWNLOAD DATA	
	IES file (IES) DULUX S11LED 6W830 230V EM G23
	LDT file (Eulumdat) DULUX S11LED 6W830 230V EM G23

---

### LOGISTICAL DATA

Product code	Packaging unit (Pieces/Unit)	Dimensions (length x width x height)	Gross weight	Volume
4058075558069	Folding box 1	35 mm x 21 mm x 241 mm	83.00 g	0.18 dm <sup>3</sup>
4058075558076	Shipping box 10	111 mm x 76 mm x 252 mm	902.00 g	2.13 dm <sup>3</sup>

---

The mentioned product code describes the smallest quantity unit which can be ordered. One shipping unit can contain one or more single products. When placing an order, for the quantity please enter single or multiples of a shipping unit.

---

### DISCLAIMER

Subject to change without notice. Errors and omission excepted. Always make sure to use the most recent release.