

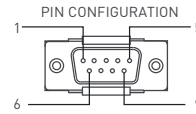
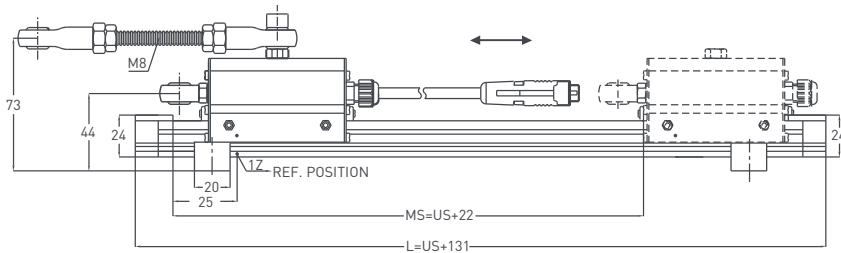
- 2,5 / 5 / 10 / 12,5 / 20 / 25 µm resolution (4x mode)
- Magnetic contactless measurement
- Push-Pull, TTL, Linedriver or HLD output
- Can be used with multiple reader heads
- IP 66 protection level



Technical Specifications

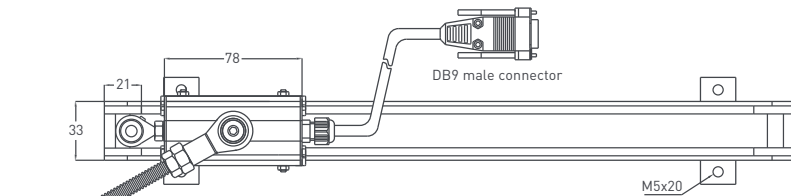
Type of measurement	Magnetic incremental contactless
Measurement stroke	50 - 5000 mm (can be extend up to 50 meters)
Resolution	2,5 / 5 / 10 / 12,5 / 20 / 25 µm resolution (4x mode)
Accuracy	± 40 µm
Output channels	A,B,Z or A,Ā, B,Ḃ, Z,Z̄
Output type	Push-Pull, TTL, Linedriver or High Linedriver
Power supply	5 VDC or 8 -24 VDC
Reference position	Optional
Power consumption(without load)	< 40 mA (24 VDC)
Electrical connections	2.5 m cable standard, DB9 connector with 1 m cable
Case material	Anodized aluminium
Protection level	IP 66
Operating temperature	-20°C ... +80°C
Storage temperature	-30°C ... +90°C

Mechanical Specifications



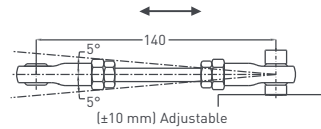
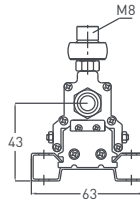
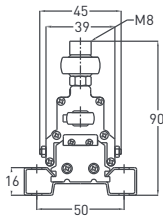
Cable output

- +V : Brown
- 0V : Blue
- A : Black
- B : White
- Z : Orange
- A inv. : Yellow
- B inv. : Green
- Z inv. : Red
- GND : Earth



9G Type Electrical Connections

- Pin 1 : Ch A
- Pin 2 : Ch A inv.
- Pin 3 : Ch Z
- Pin 4 : Ch B
- Pin 5 : Ch B inv.
- Pin 6 : Ch Z inv.
- Pin 7 : +V
- Pin 8 : GND
- Pin 9 : Earth



9H Type Electrical Connections

- Pin 1 : Ch Z
- Pin 2 : Ch B
- Pin 3 : Ch A
- Pin 4 : NC
- Pin 5 : GND
- Pin 6 : Ch Z inv.
- Pin 7 : Ch B inv.
- Pin 8 : Ch A inv.
- Pin 9 : +V

MLIP (mm)	50	100	150	200	250	300	350	400	500	600	700	800	900	1000	1250	1500	1750	2000
US (Usefull stroke)	50	100	150	200	250	300	350	400	500	600	700	800	900	1000	1250	1500	1750	2000
MS (Mechanical stroke)	72	122	172	222	272	322	372	422	522	622	722	822	922	1022	1272	1522	1772	2122
L (Total stroke)	181	231	261	331	381	431	481	531	631	731	831	931	1031	1131	1381	1631	1881	2131

Ordering Procedure

Model	Measurement stroke (mm)	Resolution	Output type	Pole pitch	Output	Power supply	Connector / Cable
MLIP	500	T20	LTP	B5	B	V1	2M5
MLIP	50 - 5000 mm (up to 50 m)	T10 : 2.5 µm T20 : 5 µm T50 : 12.5 µm T80 : 20 µm T100 : 25 µm	LTP : Push-Pull TT : TTL HLD : High Linedriver LD : Linedriver	B5 : 5 mm B2 : 2 mm 2B5 : 2.56 mm	1Z : Ref. at across the cable side 2Z : Ref. at cable side 3Z : Ref. at middle 5Z : Continues ref. 0Z : Without ref. B : A,B	V1 : 5 VDC V2 : 8 - 24 VDC	2M5 : 2.5 meter cable 9G : G type electrical connection 9H : H type electrical connection

Above given technical data are only for information purpose. OPKON has right to change product specifications without notice.