

- 1
- 2
- 3
- 4
- 5
- 6
- 7
- 8
- 9
- 10
- 11
- 12
- 13
- 14
- 15
- 16
- 17
- 18

MATERIAL

AISI 316L stainless steel.

PACKING RING

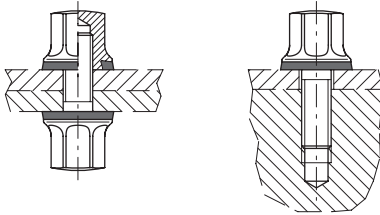

H-NBR synthetic rubber hardness 85 +/-5 Shore A, blue colour, in compliance with FDA.

STANDARD EXECUTIONS

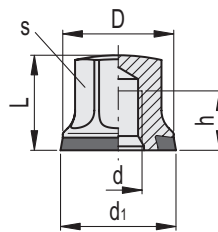
- **NT-HD-SST-MT-H**: threaded blind hole, matte finish.
- **NT-HD-SST-PL-H**: threaded blind hole, mirror polished finish (RA < 0,8µ).
- **NT-HD-SST-p-MT-H**: threaded screw, matte finish.
- **NT-HD-SST-p-PL-H**: threaded screw, mirror polished finish (RA < 0,8µ).

FEATURES AND APPLICATIONS

NT-HD-SST screws and nuts are accessories for mounting the levelling feet used in environments where high hygiene is required. The presence of the special packing ring seals the thread from the external environment, preventing the access of impurities. The finish quality, angular seal and absence of recesses, prevents dirt adherence and facilitates cleaning. See technical data Hygienic Design (see page -).



**NT-HD-SST-MT-H
NT-HD-SST-PL-H**



NT-HD-SST-MT-H



Code	Description	D	d	d1	L	h	s	⚖️
321101	NT-HD-SST-M5-MT-H	12	M5	12.8	10	6	8	10
321111	NT-HD-SST-M6-MT-H	14	M6	14.8	12	7.5	10	14
321121	NT-HD-SST-M8-MT-H	18	M8	18.8	14.5	9.5	13	17
321131	NT-HD-SST-M10-MT-H	21	M10	21.8	18	12	16	18

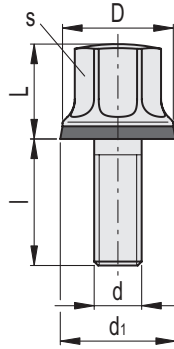
NT-HD-SST-PL-H



Code	Description	D	d	d1	L	h	s	⚖️
321106	NT-HD-SST-M5-PL-H	12	M5	12.8	10	6	8	10
321116	NT-HD-SST-M6-PL-H	14	M6	14.8	12	7.5	10	14
321126	NT-HD-SST-M8-PL-H	18	M8	18.8	14.5	9.5	13	17
321136	NT-HD-SST-M10-PL-H	21	M10	21.8	18	12	16	18

Levelling feet and supports

NT-HD-SST-p-MT-H
NT-HD-SST-p-PL-H



NT-HD-SST-p-MT-H



Code	Description	D	d	d1	L	l	s	⚖️
321141	NT-HD-SST-p-M5x10-MT-H	12	M5	12.8	10	10	8	6
321151	NT-HD-SST-p-M5x16-MT-H	12	M5	12.8	10	16	8	7
321161	NT-HD-SST-p-M5x20-MT-H	12	M5	12.8	10	20	8	9
321171	NT-HD-SST-p-M6x12-MT-H	14	M6	14.8	12	12	10	10
321181	NT-HD-SST-p-M6x16-MT-H	14	M6	14.8	12	16	10	11
321191	NT-HD-SST-p-M6x20-MT-H	14	M6	14.8	12	20	10	12
321201	NT-HD-SST-p-M6x25-MT-H	14	M6	14.8	12	25	10	13
321211	NT-HD-SST-p-M6x30-MT-H	14	M6	14.8	12	30	10	14
321221	NT-HD-SST-p-M8x16-MT-H	18	M8	18.8	14.5	16	13	22
321231	NT-HD-SST-p-M8x20-MT-H	18	M8	18.8	14.5	20	13	23
321241	NT-HD-SST-p-M8x25-MT-H	18	M8	18.8	14.5	25	13	24
321251	NT-HD-SST-p-M8x30-MT-H	18	M8	18.8	14.5	30	13	25
321261	NT-HD-SST-p-M8x40-MT-H	18	M8	18.8	14.5	40	13	29
321271	NT-HD-SST-p-M10x20-MT-H	21	M10	21.8	18	20	16	40
321281	NT-HD-SST-p-M10x25-MT-H	21	M10	21.8	18	25	16	43
321291	NT-HD-SST-p-M10x30-MT-H	21	M10	21.8	18	30	16	54
321301	NT-HD-SST-p-M10x40-MT-H	21	M10	21.8	18	40	16	50
321311	NT-HD-SST-p-M10x50-MT-H	21	M10	21.8	18	50	16	55

NT-HD-SST-p-PL-H



Code	Description	D	d	d1	L	l	s	⚖️
321146	NT-HD-SST-p-M5x10-PL-H	12	M5	12.8	10	10	8	6
321156	NT-HD-SST-p-M5x16-PL-H	12	M5	12.8	10	16	8	7
321166	NT-HD-SST-p-M5x20-PL-H	12	M5	12.8	10	20	8	9
321176	NT-HD-SST-p-M6x12-PL-H	14	M6	14.8	12	12	10	10
321186	NT-HD-SST-p-M6x16-PL-H	14	M6	14.8	12	16	10	11
321196	NT-HD-SST-p-M6x20-PL-H	14	M6	14.8	12	20	10	12
321206	NT-HD-SST-p-M6x25-PL-H	14	M6	14.8	12	25	10	13
321216	NT-HD-SST-p-M6x30-PL-H	14	M6	14.8	12	30	10	14
321226	NT-HD-SST-p-M8x16-PL-H	18	M8	18.8	14.5	16	13	22
321236	NT-HD-SST-p-M8x20-PL-H	18	M8	18.8	14.5	20	13	23
321246	NT-HD-SST-p-M8x25-PL-H	18	M8	18.8	14.5	25	13	24
321256	NT-HD-SST-p-M8x30-PL-H	18	M8	18.8	14.5	30	13	25
321266	NT-HD-SST-p-M8x40-PL-H	18	M8	18.8	14.5	40	13	29
321276	NT-HD-SST-p-M10x20-PL-H	21	M10	21.8	18	20	16	40
321286	NT-HD-SST-p-M10x25-PL-H	21	M10	21.8	18	25	16	43
321296	NT-HD-SST-p-M10x30-PL-H	21	M10	21.8	18	30	16	54
321306	NT-HD-SST-p-M10x40-PL-H	21	M10	21.8	18	40	16	50
321316	NT-HD-SST-p-M10x50-PL-H	21	M10	21.8	18	50	16	55



Leveling feet and supports