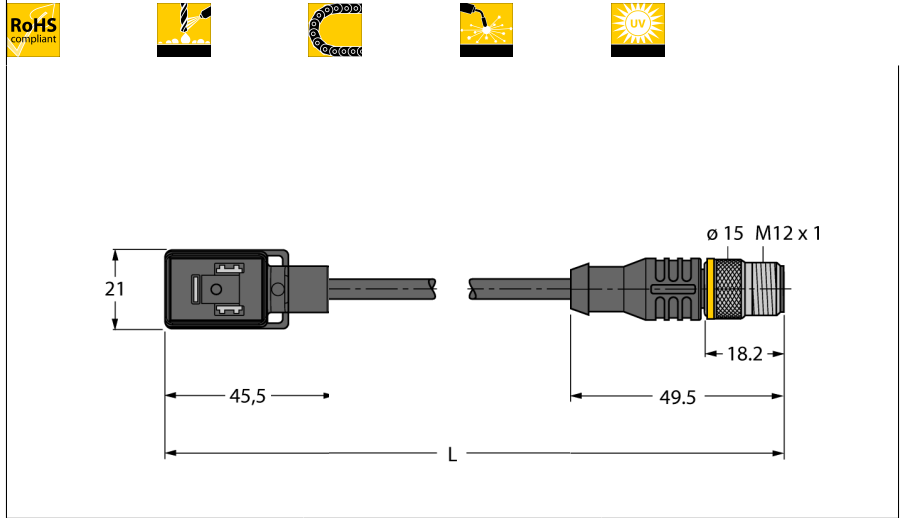


**Valve connector B type
Extension Cable
VBS02-S80E-0,3-RSC5.31T/TXL**

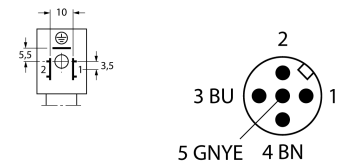


- 2-pin + PE
- Design according to the DIN EN 175301-803
- RoHS conform
- Protection class: IP67 and IP69K
- Protective component: Transil diode
- M12 male, straight, 2-pin + PE
- Sheath material: PUR
- Sheath color: black
- Qualified for drag chain use
- Resistant to weld splatter
- Resistant to chemicals and oils
- UV and ozone resistance
- Flame retardant
- Free from halogen, silicone, PVC and LABS
- Cable length: 0.3 m

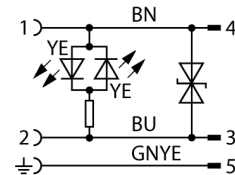
Type designation VBS02-S80E-0,3-RSC5.31T/TXL
Ident no. 6606515

Connector A side
 Number of pins Valve connector, Design B
 2+PE
 Contacts Metal, CuSn, Silver-plated
 Contact carriers Plastic, PA, Black
 Grip Plastic, TPU, Black/Translucent
 Protective component Transil diode
 Seal Plastic, TPU
 Protection class IP67, IP69K, (mounted)
 Display switch state LED yellow/yellow
 Mechanical lifespan > 100 Mating cycles
 Pollution degree 3

Pin Assignment



Circuit Diagram



Connector B side
 Connector, M12 x 1, Straight
 Number of pins 2+PE pins
 Contacts metal, CuZn, Gold-plated
 Contact carriers Plastic, TPU, Black
 Grip Plastic, TPU, Black
 Coupling nut/screw Brass, CuZn, Nickel-plated
 Protection class IP67, IP69K, Only when screwed tight
 Mechanical lifespan > 100 Mating cycles
 Pollution degree 3
 Tightening torque 0.8 ... 1 Nm

General data
 Cable diameter 5.2 ± 0.20mm
 Cable length 0.3 m
 Cable quality PUR
 Cable color Black
 Core insulation PP
 Core colors BN, BU, GNYE
 Core cross-section 3x0.34mm²
 Arrangement of strands 42x0.1 mm

Electrical features at +20 °C
 Current 4 A
 Rated voltage 24 V
 Insulation resistance > 1 MΩ/km
 Test voltage 2000 V
 Forward resistance max. 57 Ω/km

**Valve connector B type
Extension Cable
VBS02-S80E-0,3-RSC5.31T/TXL****Mechanical and chemical properties**

Max. tensile strength (static)	≤ 50 N/mm ²
Max. tensile strength (dynamic)	≤ 20 N/mm ²
Bending cycles	> 5 mil.
Bending radius (stationary laying)	> 5 x Ø
Bending radius (flexible use)	> 10 x Ø
Admissible acceleration	max. 5 m/s ²
Admissible travel path, horizontal	5 m (at 5 m/s ²)
Admissible travel path, vertical	2 m (at 5 m/s ²)
Admissible traversing speed	3.3 m/s
Torsional stress	± 180 °/m
Ambient temperature	
Stationary	-50...+80°C
In motion	-30...+90°C
Drag chain operation	-25...+60°C