



Figure can vary

Part no.: 50129048
CSL710-T20-2870.A-M12
Light curtain transmitter



Contents

- Technical data
- Dimensioned drawings
- Electrical connection
- Operation and display
- Suitable receivers
- Part number code
- Notes
- Accessories

Technical data

Basic data	
Series	710
Operating principle	Throughbeam principle
Device type	Transmitter
Application	Precise object detection
Optical data	
Operating range	Guaranteed operating range
Operating range	0.3 ... 7 m
Operating range limit	Typical operating range
Operating range limit	0.2 ... 9 m
Measurement field length	2,870 mm
Number of beams	144 Piece(s)
Beam spacing	20 mm
Light source	LED , Infrared
LED light wavelength	940 nm
Measurement data	
Minimum object diameter	30 mm
Electrical data	
Protective circuit	Polarity reversal protection Short circuit protected Transient protection
Performance data	
Supply voltage U_B	18 ... 30 V , DC
Residual ripple	0 ... 15 % , From U_B
Open-circuit current	0 ... 435 mA , The specified values refer to the entire package consisting of transmitter and receiver.
Timing	
Readiness delay	400 ms
Cycle time	4.72 ms
Connection	
Number of connections	1 Piece(s)
Plug outlet	Axial
Connection 1	
Type of connection	Connector
Function	Connection to receiver Sync-input Voltage supply
Thread size	M12
Type	Male
Material	Metal
No. of pins	5 -pin
Encoding	A-coded
Mechanical data	

Part no.: 50129048 – CSL710-T20-2870.A-M12 – Light curtain transmitter

Design	Cubic
Dimension (W x H x L)	29 mm x 35.4 mm x 2,953 mm
Housing material	Metal , Aluminum
Lens cover material	Plastic / PMMA
Net weight	2,850 g
Housing color	Red
Type of fastening	Groove mounting Via optional mounting device

Operation and display

Type of display	LED
Number of LEDs	1 Piece(s)

Environmental data

Ambient temperature, operation	-30 ... 60 °C
Ambient temperature, storage	-40 ... 70 °C

Certifications

Degree of protection	IP 65
Protection class	III
Certifications	c CSA US
Standards applied	IEC 60947-5-2

Classification

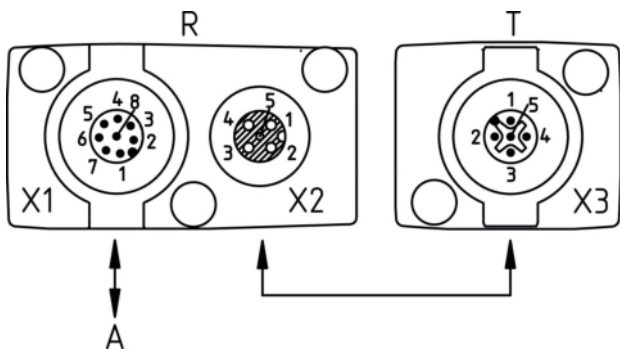
Customs tariff number	90314990
eCl@ss 8.0	27270910
eCl@ss 9.0	27270910
ETIM 5.0	EC002549
ETIM 6.0	EC002549

Dimensioned drawings

All dimensions in millimeters



- A Beam spacing 20 mm
- B Measurement field length 2870 mm
- F M6 thread
- G Fastening groove
- L Profile length 2888 mm
- T Transmitter
- R Receiver
- Y

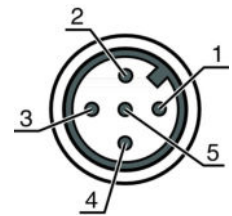


APWR / SW IN/OUT

Electrical connection

Connection 1	
Type of connection	Connector
Function	Connection to receiver Sync-input Voltage supply
Thread size	M12
Type	Male
Material	Metal
No. of pins	5 -pin
Encoding	A-coded

Pin	Pin assignment
1	FE/SHIELD
2	V+
3	GND
4	RS 485 Tx+
5	RS 485 Tx-




Operation and display

LEDs

LED	Display	Meaning
1	Green, continuous light	Continuous mode
	Off	No communication with the receiver / waiting for trigger
	green, flashing in sync with the measurement	Measurement frequency display

Suitable receivers

	Part no.	Designation	Article	Description
	50128965	CSL710-R20-2870.A/L-M12	Light curtain receiver	Application: Precise object detection Operating range: 0.3 ... 7 m Selectable inputs/outputs: 4 Piece(s) Service interface: IO-Link Connection: Connector, M12, 8 -pin

Part number code

 Part designation: **CSL710-XYX-ZZZZ.A/B-CCC**

CSL710	Operating principle: CSL: switching light curtain of the 710 series
X	Function classes: T: transmitter R: receiver

Part no.: 50129048 – CSL710-T20-2870.A-M12 – Light curtain transmitter

YY	Beam spacing: 05: 5 mm 10: 10 mm 20: 20 mm 40: 40 mm
ZZZZ	Measurement field length [mm], dependent on beam spacing: Value, see technical data
A	Equipment: A: connector outlet, axial
B	Interface: L: IO-Link
CCC	Electrical connection: M12: M12 connector

Note

A list with all available device types can be found on the Leuze electronic website at www.leuze.com.


Notes
Observe intended use!

- This product is not a safety sensor and is not intended as personnel protection.
- The product may only be put into operation by competent persons.
- Only use the product in accordance with its intended use.


For UL applications:

- For UL applications, use is only permitted in Class 2 circuits in accordance with the NEC (National Electric Code).
- These proximity switches shall be used with UL Listed Cable assemblies rated 30V, 0.5A min, in the field installation, or equivalent (categories: CYJV/CYJV7 or PVVA/PVVA7)

Accessories
Connection technology - Interconnection cables

	Part no.	Designation	Article	Description
	50129781	KDS DN-M12-5A-M12-5A-P3-050	Interconnection cable	Suitable for interface: IO-Link, DeviceNet, CANopen Connection 1: Connector, M12, Axial, Female, A-coded, 5 -pin Connection 2: Connector, M12, Axial, Male, A-coded, 5 -pin Shielded: Yes Cable length: 5,000 mm Sheathing material: PUR

Mounting technology - Swivel mounts

	Part no.	Designation	Article	Description
	429046	BT-2R1	Mounting bracket set	Contains: 2x BT-R swivel mount, 1 cylinder for mounting on the light curtain Fastening, at system: Through-hole mounting Mounting bracket, at device: Clampable Type of mounting device: Turning, 360° Material: Metal, Plastic

Part no.: 50129048 – CSL710-T20-2870.A-M12 – Light curtain transmitter

Note

A list with all available accessories can be found on the Leuze electronic website in the Download tab of the article detailed page.