

# 225W AC to DC Enclosed Switching Power Supply

**multicomp** PRO

**RoHS  
Compliant**

## Features

- Universal 85V AC to 264V AC or 120V DC to 370V DC input voltage
- Operating ambient temperature range: -40°C to +70°C
- Active PFC
- High I/O isolation test voltage up to 4000V AC
- Operating altitude up to 5000m
- Extremely low leakage current < 0.1mA
- Stand-by power consumption < 0.3W
- The base plate with conformal coating
- Output short circuit, over-current, over-voltage, over-temperature protection
- Suitable for BF application
- Installing in system of Safety Class I/II is available
- Safety according to IEC/EN/UL62368, IEC/EN60335, IEC/EN61558, GB4943, IEC/EN/ES60601



These series is one of enclosed AC-DC switching power supply and suitable for all kinds of BF type (be accessible to patients) medical system equipment. It features universal AC input and at the same time accepts DC input voltage, cost-effective, high efficiency, high reliability and double or reinforced insulation. These converters offer excellent EMC and safety performance, which meet IEC/EN/UL62368, GB4943, IEC/EN60335, IEC/EN61558, IEC/EN/ES60601 standards and they are widely used in areas of industrial, LED, street light control, electricity, security, telecommunications, smart home, medical, etc.

## Selection Guide

Part Number	Cool Mode	Output Power (W)	Nominal Output Voltage and Current (Vo/Io)	Output adj. Range (V)	Efficiency at 230VAC (%) Typ.	Max. Capacitive Load (µF)		
MPOF225-20B12-C	Air cooling	140	12V/11.67A	11.8-12.6	93	6000		
	13CFM	225	12V/18.75A					
MPOF225-20B15-C	Air cooling	140	15V/9.33A	14.7-15.8		94	5000	
	13CFM	225	15V/15A					
MPOF225-20B24-C	Air cooling	140	24V/5.83A	23.5-25.2			94	3200
	13CFM	225	24V/9.4A					
MPOF225-20B27-C	Air cooling	130	27V/4.81A	26.5-28.4	94			2400
	13CFM	225	27V/8.35A					
MPOF225-20B48-C	Air cooling	140	48V/2.91A	47.1-50.4		94		1600
	13CFM	225	48V/4.7A					

Note: Under any conditions, the total power of the product should not exceed the rated power of 225w and the output current should not exceed the rated output current.

## Input Specifications

Item	Operating Conditions	Min.	Typ.	Max.	Unit
Input Voltage Range	AC input	85	--	264	VAC
	DC input	120	--	370	VDC
Input Frequency		47	--	63	Hz
Input Current	115VAC	--	--	3	A
	230VAC	--	--	2	

Newark.com/multicomp-pro  
Farnell.com/multicomp-pro  
sg.element14.com/b/multicomp-pro

**multicomp** PRO

# 225W AC to DC Enclosed Switching Power Supply

**multicomp** PRO

Inrush Current	115VAC	Cold start	--	40	--	A
	230VAC		--	75	--	
Power Factor	115VAC	Full Load	0.99	--	--	--
	230VAC		0.95	--	--	
Leakage Current	240VAC		<0.1mA; single failure<0.5mA			
Hot Plug			Unavailable			







## Output Specifications

Item	Operating Conditions		Min.	Typ.	Max.	Unit
Output Voltage Accuracy*	Full load range		--	±1	--	%
Line Regulation	Rated load		--	±0.5	--	
Load Regulation	0% - 100% load		--	±0.5	--	
Ripple & Noise*	20MHz bandwidth (peak-to-peak value)	12V	--	-	60	mV
		15V/24V/27V/48V	--	-	100	
Temperature Coefficient			--	±0.03	--	%/°C
Minimum Load			0	--	--	%
Hold-up Time	230VAC, 25°C	Air cooling	--	16	--	ms
		13CFM		12		
Stand-by Power Consumption			--	--	0.3	W
Short Circuit Protection	Recovery time < 3s after the short circuit disappear.		Hiccup, continuous, self-recovery			
Over-current Protection			≥110%Io, hiccup, self-recovery			
Over-voltage Protection	12V		≤16V (Output voltage turn off, re-power on for recover)			
	15V		≤20VDC (Output voltage turn off, re-power on for recover)			
	24V		≤32V (Output voltage turn off, re-power on for recover)			
	27V		≤35V (Output voltage turn off, re-power on for recover)			
	48V		≤60V (Output voltage turn off, re-power on for recover)			
Over-temperature Protection			Output voltage turn off, re-power on to recovery after abnormal removed			
Fan power	15V		Offer output power of 24V/0.25A with output voltage accuracy ±15%			
	12V/24V/27V/48V		Offer output power of 12V/0.5A with output voltage accuracy ±15%			

- Note: 1. \*Output voltage accuracy: including the setting error, line regulation, load regulation.  
 2. \*The "Tip and barrel method" is used for ripple and noise test, output parallel 10uF electrolytic capacitor and 0.1uF ceramic capacitor, please refer to AC-DC Converter Application Notes for specific information.  
 3. \*When the product works at light load (≤15% IO), in order to improve the efficiency to reach at green working mode, the value of ripple and noise will be double.  
 4. \*For all the above test items, please refer to our company standard "AC-DC Black Box Test Specification" for specific test specifications and methods.

# 225W AC to DC Enclosed Switching Power Supply

**multicomp** PRO

General Specifications							
Item		Operating Conditions		Min.	Typ.	Max.	Unit
Isolation Test	Input - output	Electric strength test for 1min., leakage current <10mA		4000	-	--	VAC
	Input - 			1500		--	
	Output - 			1500		--	
Insulation Resistance	Input - 	Ambient temperature: 25 ± 5°C		50	-	--	MΩ
	Input - output	Relative humidity: < 95%RH, no condensation		50		--	
	Output - 	Test voltage: 500V DC		50		--	
Isolation level	Input - output			2 × MOPP			
	Input - 			1 × MOPP			
	Output - 			1 × MOPP			
Operating Temperature				-40	-	+70	°C
Storage Temperature				-40		+85	
Storage Humidity		Non-condensing		10		95	%RH
Operating Humidity				20		90	
Power Derating	Operating temperature derating	Air cooling	+45°C to +70°C	2	-	--	% / °C
		13CFM	+50°C to +70°C	2.5		--	
			-40°C to -30°C	2		--	
	Input voltage derating		85VAC-115VAC			1	--
Safety Standard				Meet IEC/EN/UL62368-1/EN60335-1/IEC/EN61558-1 /GB4943-1/IEC/EN60601-1/ES60601-1(3.1 version)/CAN/CSA-C22.2 No.60601-1:14-Edition 3/EN60601-1-2 Edition 4			
Safety Certification				IEC/EN/UL62368-1/EN60335/IEC61558(Pending)			
Safety Class				CLASS I (with PE and must be connected)/ CLASS II (without PE)			
MTBF		MIL-HDBK-217F@25°C		>300,000 h			
Warranty		Ambient temperature: <50°C		5 years			

Mechanical Specifications	
Case Material	Metal (AL1100, SGCC)
Dimensions	103.4mm × 62mm × 37mm
Weight	260g (Typ.)
Cooling Method*	Air cooling /13CFM
Note: *Cooling method and power derating refer to typical characteristic curves.	

Newark.com/multicomp-pro  
 Farnell.com/multicomp-pro  
 sg.element14.com/b/multicomp-pro

**multicomp** PRO

# 225W AC to DC Enclosed Switching Power Supply



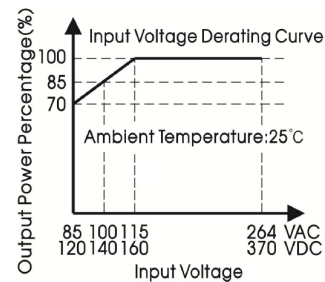
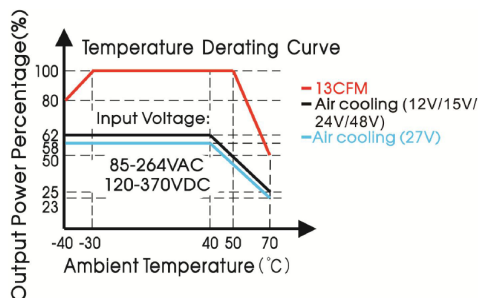
## Electromagnetic Compatibility (EMC)

Emissions*	CE	CISPR32/EN55032 CLASS B		
	RE	CISPR32/EN55032 (Category I, CLASS B; Category II, CLASS A)		
	Harmonic current	IEC/EN61000-3-2 CLASS D		
Immunity	ESD	IEC/EN 61000-4-2	Contact $\pm 8\text{KV}$ /Air $\pm 15\text{KV}$	Perf. Criteria A
	RS	IEC/EN 61000-4-3	10V/m	Perf. Criteria A
	EFT	IEC/EN 61000-4-4	$\pm 4\text{KV}$	Perf. Criteria A
	Surge	IEC/EN 61000-4-5	$\pm 2\text{KV}/\pm 4\text{KV}$	Perf. Criteria A
	CS	IEC/EN61000-4-6	10 Vr.m.s	Perf. Criteria A
	Voltage dips, short interruptions and voltage variations immunity	IEC/EN61000-4-11	0%, 70%	perf. Criteria B

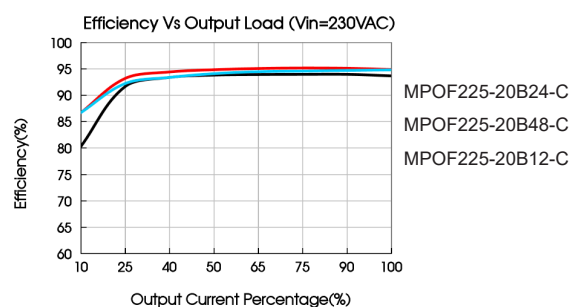
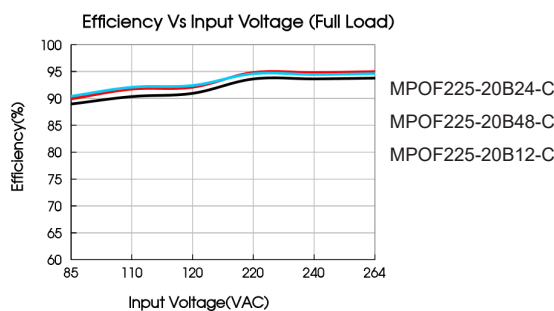
Note: 1.\*The power supply should be considered as a part of the components in the system. All EMC performance are been tested on a metal plate with a thickness of 1mm and a length of 360mm x 360mm. The power supply must be combined with the terminal equipment for electromagnetic compatibility confirmation;

2.\*Category I products with PE (Which must be connected), category II products without PE.

## Product Characteristic Curve



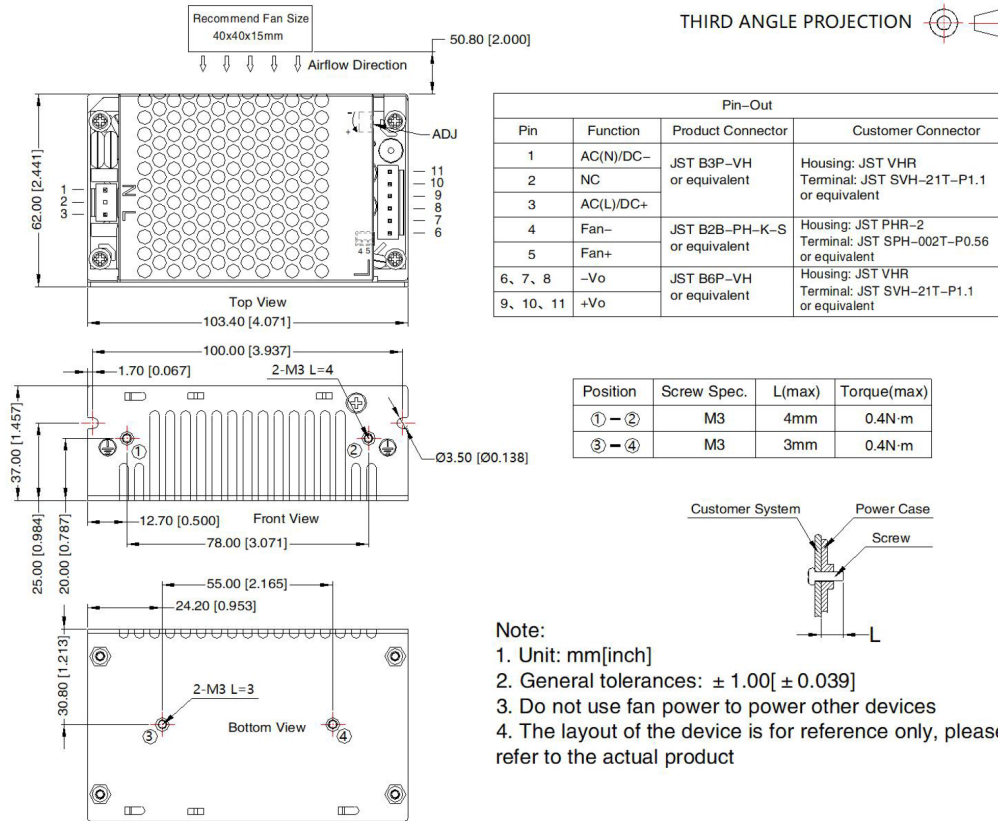
Note: With an AC input voltage between 85 -115VAC and a DC input between 120-160VDC the output power must be derated as per the temperature derating curves.



# 225W AC to DC Enclosed Switching Power Supply



## Dimensions and Recommended Layout



### Notes:

1. Unless otherwise specified, parameters in this datasheet were measured under the conditions of  $T_a=25^{\circ}\text{C}$ , humidity<75% RH with nominal input voltage and rated output load;
2. All index testing methods in this datasheet are based on our company corporate standards;
3. In order to improve the efficiency at high input voltage, there will be audible noise generated, but it does not affect product performance and reliability;
4. We can provide product customization service, please contact our technicians directly for specific information;
5. Products are related to laws and regulations: see "Features" and "EMC";
6. The out case needs to be connected to PE ( ) of system when the terminal equipment in operating;
7. Our products shall be classified according to ISO14001 and related environmental laws and regulations, and shall be handled by qualified units;
8. CAUTION: Double pole, neutral fusing. Disconnect mains before servicing."/>"ATTENTION: Double pôle/fusible sur le neutre. Débrancher l'alimentation avant l'entretien;
9. The power supply is considered a component which will be installed into a terminal equipment.

**Important Notice :** This data sheet and its contents (the "Information") belong to the members of the AVNET group of companies (the "Group") or are licensed to it. No licence is granted for the use of it other than for information purposes in connection with the products to which it relates. No licence of any intellectual property rights is granted. The Information is subject to change without notice and replaces all data sheets previously supplied. The Information supplied is believed to be accurate but the Group assumes no responsibility for its accuracy or completeness, any error in or omission from it or for any use made of it. Users of this data sheet should check for themselves the Information and the suitability of the products for their purpose and not make any assumptions based on information included or omitted. Liability for loss or damage resulting from any reliance on the Information or use of it (including liability resulting from negligence or where the Group was aware of the possibility of such loss or damage arising) is excluded. This will not operate to limit or restrict the Group's liability for death or personal injury resulting from its negligence. Multicomp Pro is the registered trademark of Premier Farnell Limited 2019.

