

Power Choke Coil

Series: **PCC-M0630W (MC)**

High power, Low loss, Low-profile



■ Features

- Small type (7.3×6.6×H3.0 mm)
- High power (3.8 A to 8.1 A)
- Low loss (R_{DC} :6.9 to 35.0 m Ω)
- Suitable for high frequency circuit (up to 1 MHz)
- Low buzz noise due to its gap-less structure
- RoHS compliant

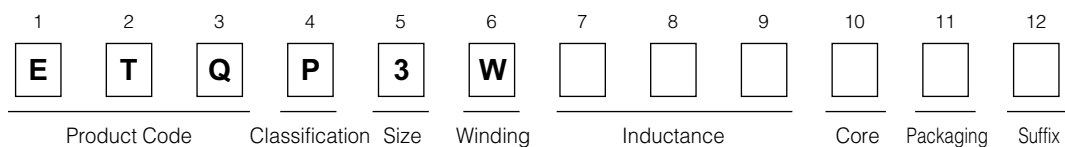
■ Recommended Applications

- Notebook PC power supply modules
- Servers, Routers, DC-DC converters for driving CPUs

■ Standard Packing Quantity

- 1000 pcs./Reel

■ Explanation of Part Numbers



■ Standard Parts

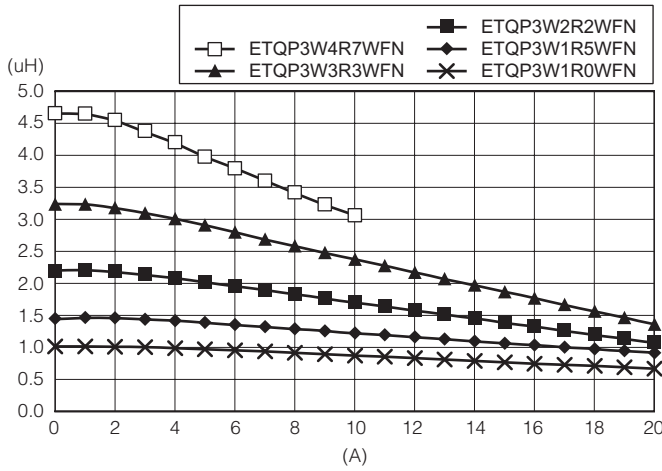
Part No.	Inductance (at 20 °C)*1			Rated current (A)*2	DC resistance (at 20 °C) (m Ω)
	L0 at 0A	L1 (Reference)			
	(μ H)	(μ H)	Measurement current (A)		
ETQP3W1R0WFN	1.0±20 %	(0.92)	8.1	8.1	6.9±15 %
ETQP3W1R5WFN	1.5±20 %	(1.33)	6.6	6.6	9.8±15 %
ETQP3W2R2WFN	2.2±20 %	(1.95)	5.8	5.8	15.5±15 %
ETQP3W3R3WFN	3.3±20 %	(2.90)	4.8	4.8	25.0±15 %
ETQP3W4R7WFN	4.7±20 %	(4.20)	3.8	3.8	33.0±15 %

(*1) Inductance is measured at 100 kHz.

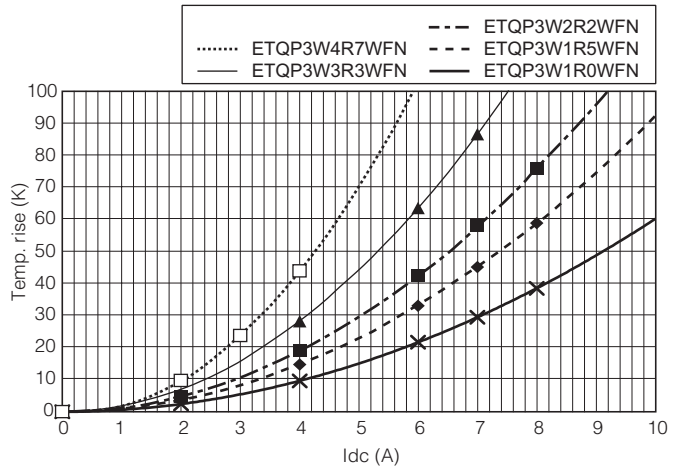
(*2) Rated current defines actual value of DC current, when temperature rise of coil becomes 40 K.

■ Performance Characteristics (Reference)

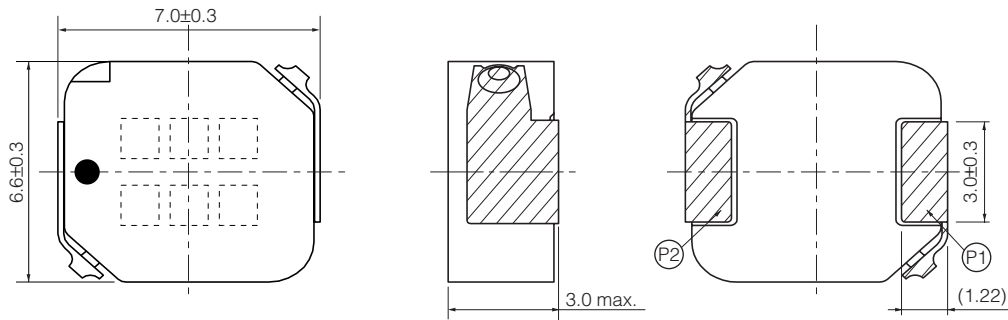
Inductance vs DC Current



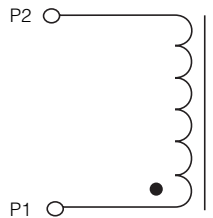
Case Temperature vs DC Current



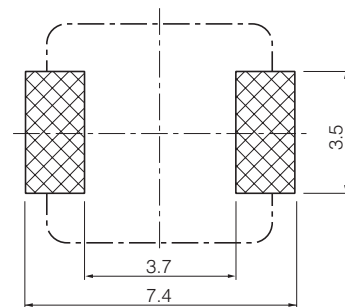
■ Dimensions in mm (not to scale)



■ Connection



■ Recommended Land Pattern in mm (not to scale)



■ Packaging Methods

Please see Pages 202 to 203

■ Soldering Conditions

Please see Page 204

■ Safety Precautions

Please see Page 205

Design and specifications are each subject to change without notice. Ask factory for the current technical specifications before purchase and/or use. Should a safety concern arise regarding this product, please be sure to contact us immediately.