



**Model number**

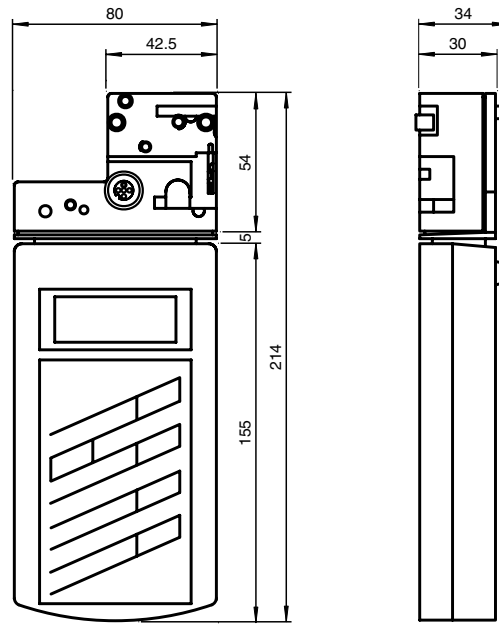
**VBP-HH1-V3.0-KIT**

AS-Interface Handheld with accessory

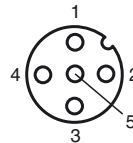
**Features**

- Addressing and programming AS-Interface slaves
- Displaying the assigned slave addresses and the status of the inputs
- Setting outputs at the AS-Interface slave
- Also supports profiles S-7.7.A.7 (Spec 3.0), S-0.B and S-7.B (AS Interface Safety at Work)
- The slave connection is short-circuit and overload proof
- Battery charger included with delivery

**Dimensions**

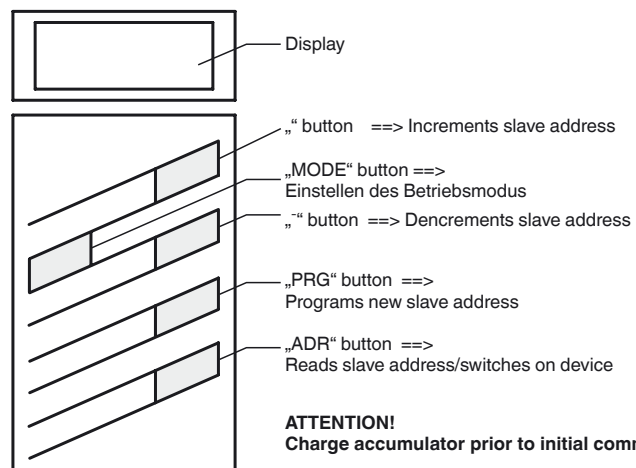


**Electrical connection**



- 1 AS-Interface +
- 2 Digital input for optical addressing adapters
- 3 AS-Interface -
- 4 Digital output for optical addressing adapters
- 5 Voltage supply for optical addressing adapters

**Indicating / Operating means**



**ATTENTION!**  
Charge accumulator prior to initial commissioning.

**Technical data**

**General specifications**

AS-Interface specification	V3.0
Operating mode	Plug-in charging unit, 230 V AC, included in the delivery package

**Indicators/operating means**

Display	LC display
Keyboard	membrane keys, 5 keys

Release date: 2013-06-05 15:03 Date of issue: 2014-01-13 229188\_eng.xml

**Electrical specifications**

Operating duration	8 h or $\geq$ 250 read/write procedures for fully charged battery
Power supply	battery mode, please use only battery charger included with delivery to charge (charging time about 14 h)

**Interface**

Interface type	AS-Interface, short-circuit proof and overload-proof, or optical
Open loop voltage	28 V
Load current	100 mA at 25 V

**Ambient conditions**

Ambient temperature	0 ... 40 °C (32 ... 104 °F)
Storage temperature	-20 ... 40 °C (-4 ... 104 °F)

**Mechanical specifications**

Protection degree	IP20
Material	
Housing	plastic
Mass	approx. 1000 g

**Compliance with standards and directives**

Directive conformity	
Low Voltage Directive 2006/95/EC	Plug-in charging unit EN 60950-1:2006+A14:2009
EMC Directive 2004/108/EC	Handheld: EN 61326-1:2006 Plug-in charging unit EN 61000-3-2:2006 , EN 61000-3-3:1995+A1:2001+A2:2005 , EN 55022:1998+A1:2000+A2:2006 , EN 55024:1998+A1:2001+A2:2003
Standard conformity	
Noise immunity	Handheld: EN 61326-1:2006 Plug-in charging unit EN 61000-3-2:2006 , EN 61000-3-3:1995+A1:2001+A2:2005
Emitted interference	Handheld: EN 61326-1:2006 Plug-in charging unit EN 55022:1998+A1:2000+A2:2006 , EN 55024:1998+A1:2001+A2:2003
Protection degree	EN 60529:2000
Electrical safety	Plug-in charging unit EN 60950-1:2006+A14:2009

**Notes**

The set VBP-HH1-V3.0-KIT consists of the addressing device VBP-HH1-V3.0, the power supply VAZ-9VDC-CHRG and the connecting cable module / handheld VAZ-PK-1,5M-V1-G in a matching case.

**Function**

The AS-Interface Handheld VBP-HH1-V3.0 is an addressing device according to the AS-Interface specification 3.0.

This addressing device can be used to program AS-Interface slaves and to test part of their functions.

In addition, new functions have been incorporated:

- Permanent data exchange with AS-Interface slaves
- Support of the data exchange with 4E4A slaves in ext. addressing mode
- Indication of the safety code for AS-Interface Safety-at-Work slaves

The AS-Interface connection adapter on the top of the addressing device is used for connecting AS-Interface slaves (sensors, actuators and modules) to the addressing device. The following devices and designs can be connected to the addressing device by directly plugging it onto the AS-Interface connection adapter:

Devices with M12 connector, VariKont M-system, VariKont system, FP design, AS-Interface modules of the types G1 and G4.

For device designs with integrated addressing socket, please use the optional adapter cable.

**Accessories****V1S-TEE-V1/V1S**

T-Distributor, M12 connector to M12 socket/connector

**VAZ-PK-FK-0,2M-V1-W**

Adapter cable G10 module/hand-held programming device