


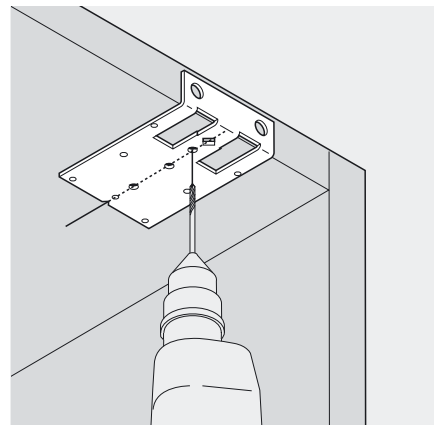


Anschlagwinkel





Symbolfoto

- Problemloses Übertragen der Befestigungspositionen für Montageplatten
- Maßübertragung von der Front auf den Korpus
- Anwendbar für:
Gerade Montageplatten (29/32 und 20/32)
Kreuz-Montageplatten (37/32)
Kreuz- und Gerade Adapterplatte
BLUMOTION

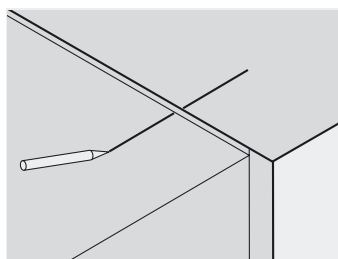


Anschlagwinkel

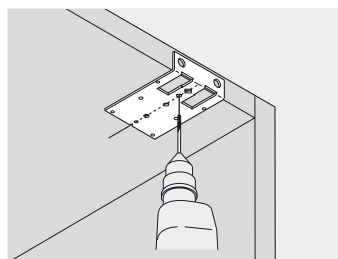
Art.-Nr.
65.5300



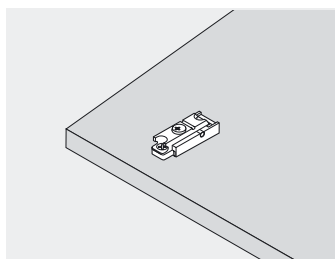
Maßübertragung durch Anreißen der Bandarm-Mitte




Anreißen Bandarm-Mitte



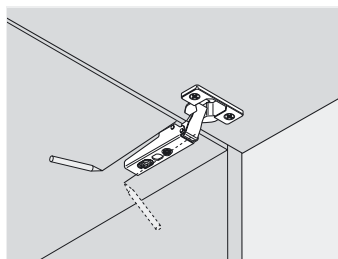
Vorbohren (Ø 2.5 mm)



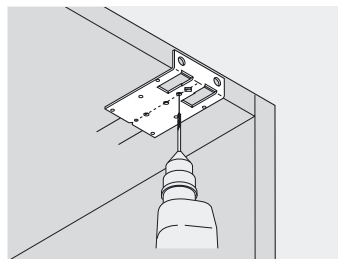
Montageplatte anschrauben



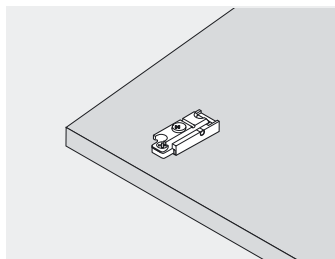
Maßübertragung durch Anreißen der Bandarm-Außenkante



Anreißen Bandarm-Außenkanten



Vorbohren (Ø 2.5 mm)



Montageplatte anschrauben

