

WHEEL BODY

Polyamide based (PA) technopolymer.

STANDARD EXECUTIONS

- **RBL**: hub with pass-through hole.
- **RSL**: hub with ball bearings. Ideal solution for heavy loads and continuous moving.

APPLICATIONS

Excellent wear and tearing resistance. For selection parameters see Technical data (on page 1701).

RE.F8 wheel are supplied also with bracket:

- RE.F8-N (see page 1670): wheels with electro-welded steel bracket.
- RE.F8-H (see page 1672): wheels with steel sheet bracket to be used for medium-heavy loads.
- RE.F8-WH (see page 16774): wheels with electro-welded steel bracket to be used for heavy loads.

ENVIRONMENTAL CONDITIONS

Suitable for use in humid environments, with the presence of highly aggressive chemicals. Use in environments with the presence of strong organic acids and concentrated minerals is not recommended.

ROLLING RESISTANCE - FORCE / LOAD APPLIED

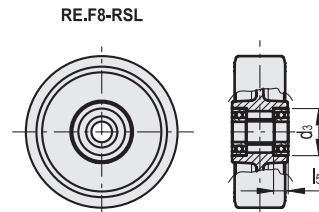
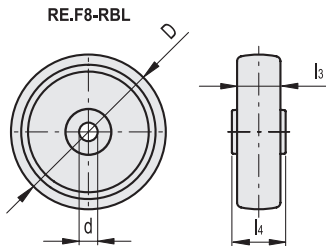
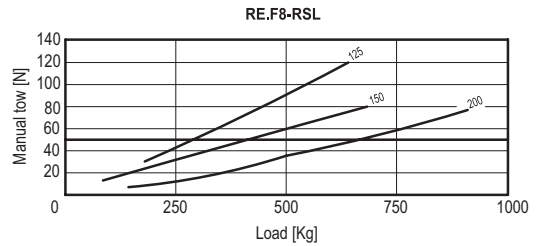
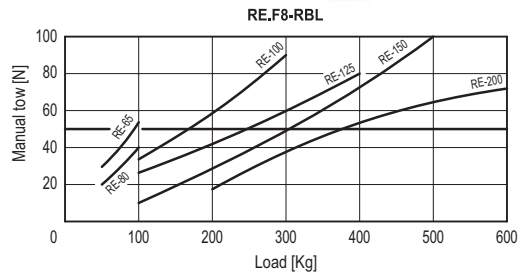
The diagram shows the force to be applied to a wheel to keep it moving at the constant speed of 4 km/h, according to the applied load. The intersection point with a 50N value is the maximum transportable load with a manually actuated 4-wheel trolley; in fact, 200N = 50N x 4 wheels is the maximum force that may be supported by the operator according to the regulations in force regarding work safety.

MECHANICAL MOVING WITH TOWING DEVICES

For mechanical towing, please see the technical specifications to determine the capacity variation.

TEMPERATURE

If operating temperatures in an application differ from the standard range of values, please see the technical specifications to determine the capacity variation.



Code	Description	D	d	d3	l3	l4	l5	Static load# [N]	Rolling resistance# [N]	Dynamic carrying capacity# [N]	⚖️
450501	RE.F8-065-RBL	65	12	-	30	34	-	1250	900	1200	60
450506	RE.F8-080-RBL	80	12	-	30	39	-	2000	1500	1800	80
450511	RE.F8-100-RBL	100	12	-	30	44	-	3500	1750	3000	130
450516	RE.F8-125-RBL	125	15	-	38	44	-	4500	2000	4000	230
450521	RE.F8-150-RBL	150	20	-	45	58	-	6000	2500	5000	340
450526	RE.F8-200-RBL	200	20	-	50	58	-	8000	3150	7300	640
449451	RE.F8-125-RSL	125	20	47	45	56	13	7000	4000	6500	610
449452	RE.F8-150-RSL	150	20	47	45	56	13	8000	4550	7500	740
449453	RE.F8-200-RSL	200	20	47	50	56	13	10000	6500	9000	1100

For static load, rolling resistance and dynamic carrying capacity see Technical data (on page 1704).

