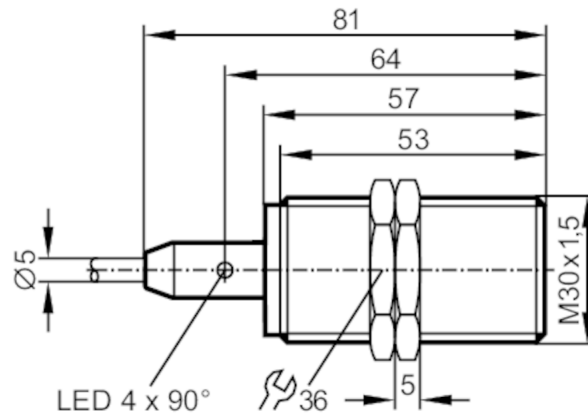




Inductive sensor

IIC012BASKG/M/6M/ZH



Product characteristics

Electrical design		PNP/NPN
Output function		normally open
Sensing range	[mm]	12
Housing		threaded type
Dimensions	[mm]	M30 x 1.5 / L = 81

Application

Special feature		Increased sensing range
Application		Use in mobile and harsh applications

Electrical data

Operating voltage	[V]	10...36 DC
Current consumption	[mA]	< 10; (only in 3-wire operation)
Protection class		II
Reverse polarity protection		yes

Outputs

Electrical design		PNP/NPN
Output function		normally open
Max. voltage drop switching output DC	[V]	2.5
Minimum load current	[mA]	2; (only in 2-wire operation)
Max. leakage current	[mA]	0.5; (only in 2-wire operation)
Permanent current rating of switching output DC	[mA]	100
Switching frequency DC	[Hz]	100
Short-circuit protection		yes
Overload protection		yes

Detection zone

Sensing range	[mm]	12
Operating distance	[mm]	0...9.72
Increased sensing range		yes



Inductive sensor

IIKC012BASKG/M/6M/ZH

Accuracy / deviations		
Correction factor	steel: 1 / stainless steel: 0.7 / brass: 0.5 / aluminium: 0.45 / copper: 0.4	
Hysteresis [% of Sr]	1...20	
Operating conditions		
Ambient temperature [°C]	-40...85	
Protection	IP 67; IP 69K	
Tests / approvals		
EMC	automotive area	
	noise emission and noise interference according to the automotive directive 95/54/EC	E1 type approval
	noise immunity according to DIN ISO 11452-2	100 V/m
	conducted interference acc. to ISO 7637-2	
	pulse	1 2 3a 3b 4 5
	severity level	IV IV IV IV IV IV
	failure criterion	C C A A A C
	EN 61000-4-2 ESD	4 kV CD / 8 kV AD
	EN 61000-4-3 HF radiated	10 V/m
	EN 61000-4-4 Burst	2 kV
	EN 61000-4-5 Surge	0,5 kV line to line, Ri: 2 Ohm
	EN 61000-4-6 HF conducted	10 V
	EN 55011	class B
	EN 60068-2-6 Fc	20 g (10...3000 Hz) / -20...50 °C
Vibration resistance	50 sweep cycles per frequency; 1 octave per minute in 3 axes	
Shock resistance	EN 60068-2-27 Ea	100 g 11 ms half-sine; 3 shocks each in every direction of the 3 coordinate axes / -40...85 °C
Continuous shock resistance	EN 60068-2-27	40 g 6 ms; 4000 shocks each in every direction of the 3 coordinate axes / -20...50 °C
Fast temperature change	EN 60068-2-14 Na	TA = -40 °C; TB = 85 °C; t1 = 30 min; t2 = < 10 s; 50 cycles
Salt spray test	EN 60068-2-52 Kb	severity level 5 (4 test cycles)
MTTF [years]	1101	
UL approval	Ta	0...40 °C
	Enclosure type	Type 1
	voltage supply	Limited Voltage/Current
	File number UL	E174191
Mechanical data		
Weight [g]	380	
Housing	threaded type	
Mounting	flush mountable	
Dimensions [mm]	M30 x 1.5 / L = 81	
Thread designation	M30 x 1.5	
Materials	threaded sleeve: stainless steel; sensing face: LCP natural; LED window: PEI; lock nuts: brass	
Displays / operating elements		
Display	switching status	4 x 90° LED, yellow

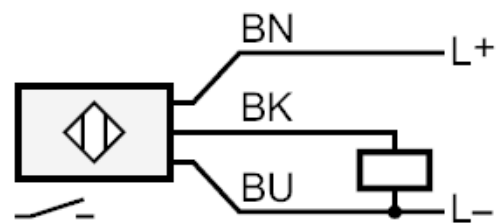
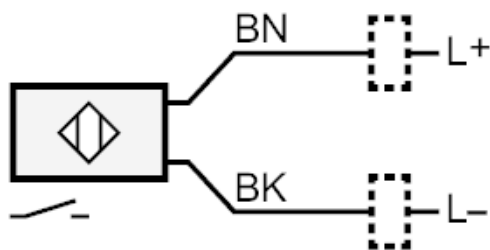
IIM202



Inductive sensor

IIC012BASKG/M/6M/ZH

Accessories	
Accessories (supplied)	lock nuts: 2
Remarks	
Pack quantity	1 pcs.
Electrical connection	
Cable: 6 m, PUR, Ø 5.4 mm; burning behaviour to ECE R118 rev. 2; 3 x 0.5 mm ²	
Connection	



Core colours :

- BK = black
- BN = brown
- BU = blue