


Number of contacts

96, 64, 32

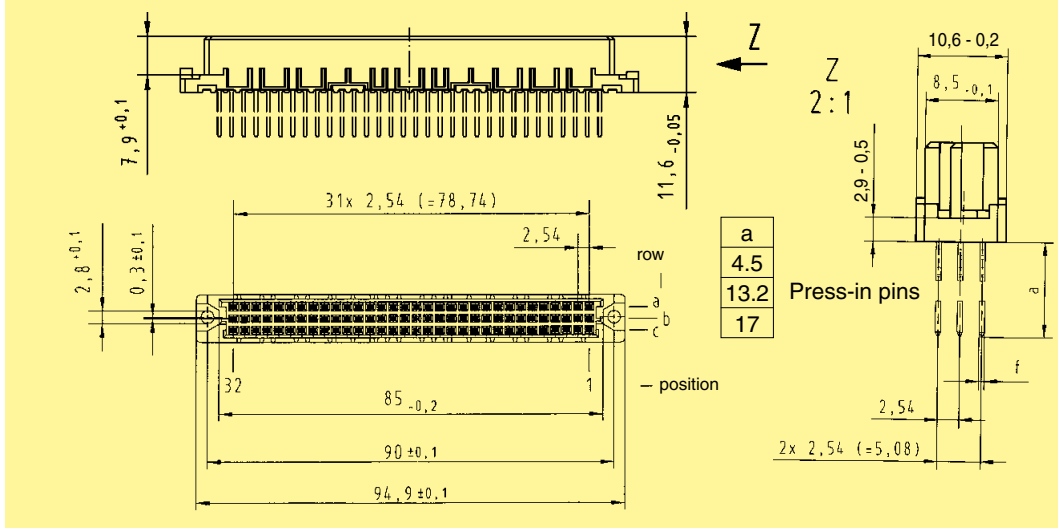


Female connectors

DIN Signal up to 2 A

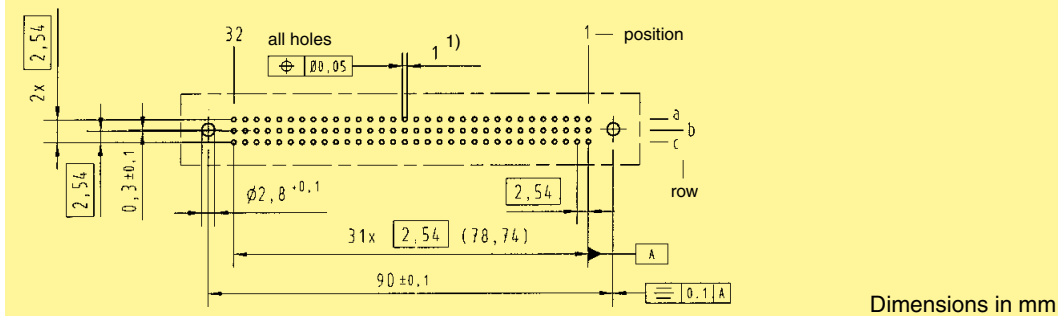
Identification	Number of contacts	Contact arrangement	Part No. Performance levels according to IEC 60 603-2. Explanation chapter 00		
			3	2	1
Female connector Type C with press-in terminations	4.5 mm		09 03 296 7850	09 03 296 6850 09 03 296 6850 222 ^{f)} 09 03 796 6850 ^{c)} 09 03 796 6850 222 ^{c)f)}	09 03 296 2850 09 03 296 2850 222 ^{f)}
			09 03 264 7850	09 03 264 6850 09 03 264 6850 222 ^{f)} 09 03 764 6850 ^{c)}	09 03 264 2850
				09 03 232 6850	09 03 232 2850
	13.2 mm			09 03 296 6851 ^{w)} 09 03 296 6861* 09 03 796 6861 ^{c)}	09 03 296 2861*
				09 03 264 6851 ^{w)} 09 03 264 6861*	
	17 mm			09 03 296 6852 ^{w)} 09 03 296 6862* 09 03 796 6862 ^{c)}	09 03 296 2852
				09 03 264 6852 09 03 264 6862*	

Dimensions



Board drillings

Mounting side



* Wrap posts for interfacing selectively gold plated (performance level 3)
¹⁾ refer to recommended configuration of pcb holes, see page 00.25
^{c)} Connectors with coding see chapter 00
^{f)} Railway classification NFF 16-101, Smoke index: F1, Flammability class: I2
^{w)} Wrap posts not for interfacing, no performance level