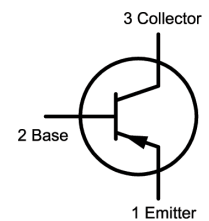
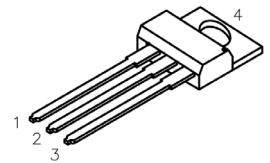



RoHS
Compliant



Description:

The 2N6476, PNP General Purpose, medium power silicon transistor in a TO-220 type package designed for switching and amplifier applications. This device is especially designed for series and shunt regulators and as a driver and output stage of high-fidelity amplifiers.

Features:

- Low Saturation Voltage

Maximum Ratings:

Characteristic	Symbol	Rating	Unit
Collector-Base Voltage	V_{CBO}	130	V
Collector-Emitter Voltage ($R_{BB} = 100\Omega, V_{BB} = 0$)	V_{CEX}		
Collector-Emitter Voltage	V_{CEO}		
Emitter Base Current	V_{EBO}	5	
Continuous Collector Current ($T_C \leq +106^\circ\text{C}$)	I_C	4	A
Continuous Base Current ($T_C \leq +130^\circ\text{C}$)	I_B	120	mA
Total Device Dissipation - ($T_C = +100^\circ\text{C}$), Derate Linearly Above 100°C	P_D	16	W
Total Device Dissipation - ($T_C = +25^\circ\text{C}$), Derate Linearly Above 25°C		0.32	
Total Device Dissipation - ($T_A = +25^\circ\text{C}$), Derate Linearly Above 25°C		1.8 0.0144	
Operating Junction Temperature Range	T_{opr}	-65 to +150	$^\circ\text{C}$
Storage Temperature Range,	T_{stg}		
Lead Temperature (During Soldering, 1/8" (3.17mm) from case, 10sec max)	T_L	+235	$^\circ\text{C}$

Medium Power Transistor

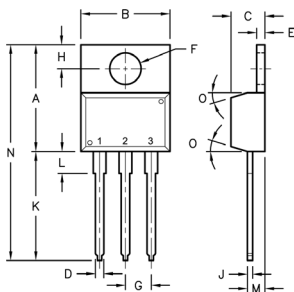
multicomp^{PRO}

Electrical Characteristics: ($T_C = +25^\circ\text{C}$ unless otherwise specified)

Parameter	Symbol	Test Conditions	Min	Max	Unit
Collector Cutoff Current	I_{CEO}	$V_{CE} = 60\text{V}, I_B = 0$	-	1	mA
	I_{CER}	$V_{CE} = 120\text{V}, R_{BE} = 100\Omega$		0.1	
		$V_{CE} = 120\text{V}, R_{BE} = 100\Omega, TC = +100^\circ\text{C}$		2	
	I_{CEX}	$V_{CE} = 120\text{V}, V_{BE} = -1.5\text{V}$		0.1	
$V_{CE} = 120\text{V}, V_{BE} = -1.5\text{V}, TC = +100^\circ\text{C}$		2			
Emitter Cutoff Current	I_{EBO}	$V_{EB} = -5\text{V}, I_C = 0$		1	
Collector-Emitter Sustaining Voltage	$V_{CEO(SUS)}$	$I_C = 100\text{mA}, I_B = 0, (\text{Note } 2)$	120	-	V
	$V_{CER(SUS)}$	$R_{BE} = 100\Omega, I_C = 100\text{mA}, (\text{Note } 2)$	130		
DC Current Gain	h_{FE}	$I_C = 1.5\text{A}, V_{CE} = 4\text{V}, (\text{Note } 1)$	15	150	-
		$I_C = 4\text{A}, V_{CE} = 2.5\text{V}, (\text{Note } 1)$	2	-	
Base-Emitter Voltage	$V_{BE(on)}$	$I_C = 1.5\text{A}, V_{CE} = 4\text{V}, (\text{Note } 1)$	-	2	V
		$I_C = 4\text{A}, V_{CE} = 2.5\text{V}, (\text{Note } 1)$		3.5	
Collector-Emitter Sustaining Voltage	$V_{CE(Sat)}$	$I_C = 1.5\text{A}, I_B = 150\text{mA}, (\text{Note } 1)$	-	1.2	V
		$I_C = 4\text{A}, I_B = 2\text{A}, (\text{Note } 1)$		2.5	
Small-Signal Forward Current Transfer Ratio	h_{fe}	$V_{CE} = 4\text{V}, I_C = 500\text{mA}, f = 1\text{MHz}$	5	-	-
Gain bandwidth Product	f_T	$V_{CE} = 4\text{V}, I_C = 500\text{mA}$	4	-	MHz
Collector -Base Capacitance	C_{obo}	$V_{CB} = 10\text{V}, I_C = 0, f = .1\text{MHz}$	-	250	pF

Note:

1. Pulse Width = 300 μs , Duty Cycle $\leq 2\%$



Pin Configuration:

1. Base
2. Collector
3. Emitter
4. Collector

Dim	A	B	C	D	E	F	G	H	J	K	L	M	N	O
Min.	14.42	9.63	3.65	-	1.15	3.75	2.29	2.54	-	12.7	2.8	2.03	-	7°
Max.	16.51	10.67	4.83	0.9	1.4	3.88	2.79	3.43	0.56	14.73	4.07	2.92	31.24	

Dimensions : Millimetres

Part Number Table

Description	Part Number
Transistor, PNP, 4A, 120V, TO-220	2N6476

Important Notice : This data sheet and its contents (the "Information") belong to the members of the AVNET group of companies (the "Group") or are licensed to it. No licence is granted for the use of it other than for information purposes in connection with the products to which it relates. No licence of any intellectual property rights is granted. The Information is subject to change without notice and replaces all data sheets previously supplied. The Information supplied is believed to be accurate but the Group assumes no responsibility for its accuracy or completeness, any error in or omission from it or for any use made of it. Users of this data sheet should check for themselves the Information and the suitability of the products for their purpose and not make any assumptions based on information included or omitted. Liability for loss or damage resulting from any reliance on the Information or use of it (including liability resulting from negligence or where the Group was aware of the possibility of such loss or damage arising) is excluded. This will not operate to limit or restrict the Group's liability for death or personal injury resulting from its negligence. Multicomp Pro is the registered trademark of Premier Farnell Limited 2019.

Newark.com/multicomp-pro
 Farnell.com/multicomp-pro
 Element14.com/multicomp-pro

multicomp^{PRO}