
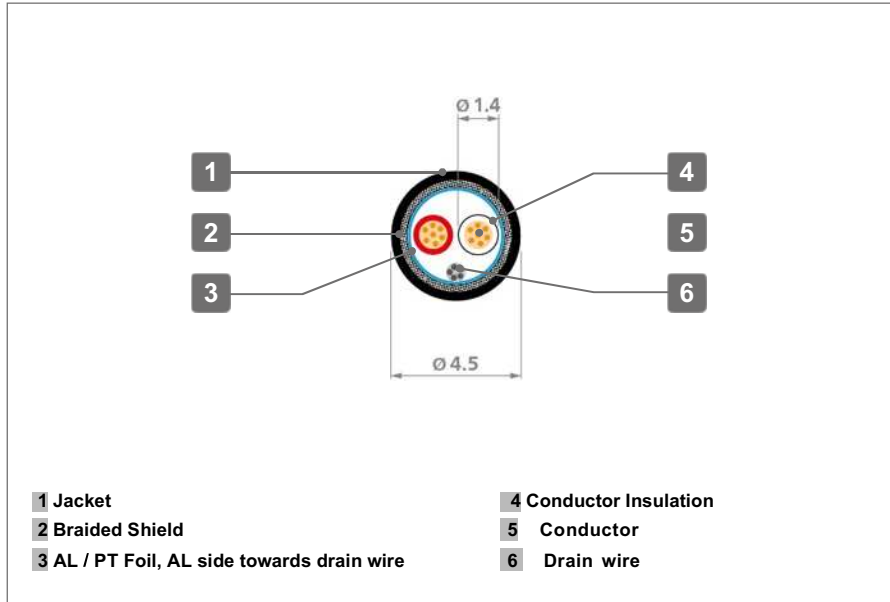


DMX-AES/EBU Data Cable 2.0mtr RD3MFX020

YDMX122-HP

High Performance Data Cable according DMX512 / AES/EBU standard, O.D. 4.5 mm, 0.22 mm² / AWG 24



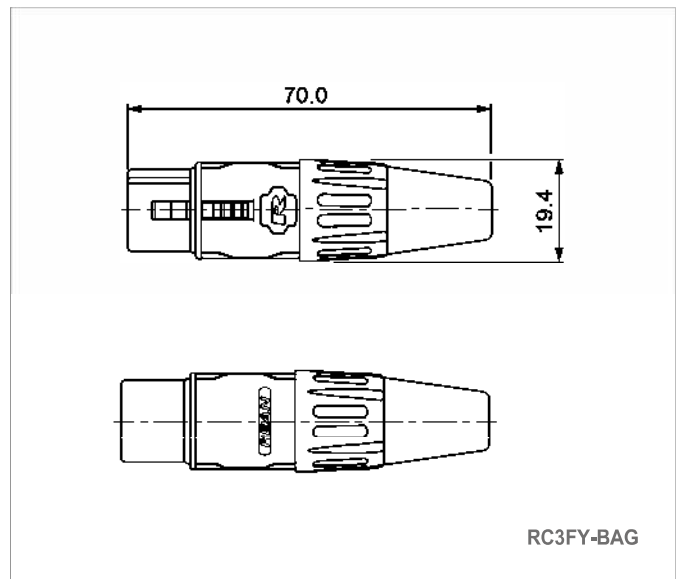
MECHANICAL SPECIFICATION

Composition of conductor	7 x 0.20 mm / 7 x AWG 32 Annealed bare copper, OFC standard
Conductor insulation	Foamed PE Ø 1.4 mm
Conductor color	Red & White
Drain wire	7 x 0.20 tinned copper OFC standard
Composition of core	2 twisted conductors 40 mm one, turn +/- 5 mm; left hand
Foil shield	AL - PT Foil, Coverage 100% Conductive side (AL coated) towards conductors (inside), spiral wound
Braided shield	16 strains of 4 wires each strain Tinned copper OFC, DM 0.1 mm Coverage ≥ 60 %
Overall jacket material	PVC with restricted Substance: Cadmium: < 5 PPM ("Cadmium free") Lead: < 50 PPM Mercury: < 2 PPM Chromium: Not contained
Jacket colour	Black (other colours on request)
Overall diameter	Ø 4.5 mm tolerance: +/- 0.15 mm
Working temperature - Mobile - Fixed	-10 °C to +70 °C -20 °C to +70 °C
Cable Printing	- Standard cable print - Customer cable print on request

ELECTRICAL SPECIFICATION

Nominal Characteristic Impedance	120 Ω - 1 MHz
Nominal Attenuation	2.0 dB / 100 m - 1 MHz
Capacitance 1 Conductor to Conductor	
Capacitance 2 Conductor to Shield	110 pF / m - 1 KHz
Nominal DC Conductor Resistance	80 mΩ / m - 20 °C
Insulation resistance	> 1 GΩ / m - 20 °C, 500 V _{DC}
Test voltage: Conductor / Screen	1.000 VAC - 50 Hz, 1 Minute

XLR Female Cable Connectors Y Series



FEATURES

- *Rugged zinc diecast shell - long lasting and reliable*
- *Unique cage type female contact - increases conductivity*
- *Chuck type strain relief - best cable retention, easy to assemble*
- *Rubber boot kink protection - guarantees best cable protection and offers long cable life*
- *Robust latch locking - provides secure connection*

CONNECTOR

Type No.	Description
RC3FY-BAG	XLR 3-pole female cable connector, black metal housing, silver plated contacts

REAN[®]

XLR Female Cable Connectors

TECHNICAL DATA

ELECTRICAL

Contact resistance	<i>- initial</i>	< 10 mΩ
	<i>- after 1'000 mating cycles</i>	< 20 mΩ
Ground contact resistance		
Dielectric strength		> 1 kV dc
Insulation resistance	<i>- initial</i>	> 1 GΩ
	<i>- after damp heat test</i>	> 0.1 GΩ

MECHANICAL

Lifetime		> 1'000 mating cycles
Mating force		< 50 N
Locking force (pull out locked connector)		> 250 N
Withdrawal force		< 20 N
Strain relief force (depending on cable O.D.)		> 100 N
Cable O.D. range		4.0 - 8.0 mm
Wiring type		Soldering
Max. wire size		2.5 mm² / AWG 14

MATERIAL

Shell (housing)		Zinc diecast
Shell plating		Ag
Insert		Nylon
Contacts		Bronze
Contact plating		Tin-cerium or gold
Latch lock		Zinc diecast / CK67 (spring)
Latch lock plating		Ni
Strain relief (chuck)		POM
Bushing		Nylon
Boot		Nylon

ENVIRONMENTAL

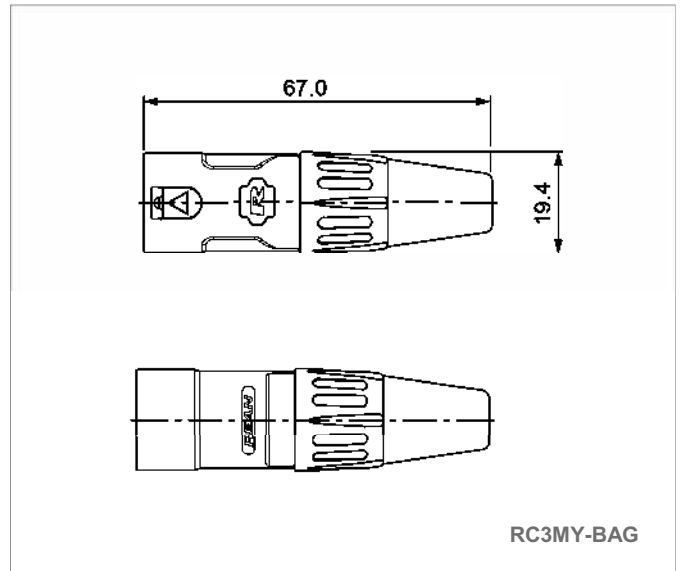
Operating temperature		-20 °C to +70 °C
Protection class		IP 40
Solderability		Complies with IEC 68-2-20
Manufacturing standard		Complies with IEC 61076-2-103

Data subject to change without prior notice. © 2017 REAN® is a registered trademark of the Nedirlik Group. ALL RIGHTS RESERVED.

REAN®

XLR Male Cable Connectors

Y Series



FEATURES

- *Rugged zinc diecast shell - long lasting and reliable*
- *Chuck type strain relief - best cable retention, easy to assemble*
- *Rubber boot kink protection - guarantees best cable protection and offers long cable life*
- *Robust latch locking - provides secure connection*

CONNECTOR

Type No.	Description
RC3MY-BAG	XLR 3-pole male cable connector, black metal housing, silver plated contacts

REAN[®]

XLR Male Cable Connectors

TECHNICAL DATA

ELECTRICAL

Contact resistance	- initial	< 10 mΩ
	- after 1'000 mating cycles	< 20 mΩ
Ground contact resistance		< 100 mΩ
Dielectric strength		> 1 kV dc
Insulation resistance	- initial	> 1 GΩ
	- after damp heat test	> 0.1 GΩ

MECHANICAL

Lifetime	> 1'000 mating cycles
Mating force	< 50 N
Locking force (pull out locked connector)	> 250 N
Withdrawal force	< 20 N
Strain relief force (depending on cable O.D.)	> 100 N
Cable O.D. range	4.0 - 8.0 mm
Wiring type	Soldering
Max. wire size	2.5 mm² / AWG 14

MATERIAL

Shell (housing)	Zinc diecast
Shell plating	Ag
Insert	Nylon
Contacts	Brass
Contact plating	Tin-cerium or gold
Strain relief (chuck)	POM
Bushing	Nylon
Boot	Nylon

ENVIRONMENTAL

Operating temperature	-20 °C to +70 °C
Protection class	IP 40
Solderability	Complies with IEC 68-2-20
Manufacturing standard	Complies with IEC 61076-2-10