

240W AC to DC Power Supply DIN Rail Mount

multicomp PRO

**RoHS
Compliant**



Features

- PFC Function Available
- Parallel Function Available (Switch)
- Input Voltage 115/230V AC Auto Select
- Selv Components Design
- 3 Years Warranty



Model List						
Model No.	Input Voltage	Output Wattage	Output Voltage	Output Current	EFF. (Min.)	EFF. (Typ.)
Single Output Models						
MP-DRA240-24A	115 / 230 V AC	240 WATTS	+24 V DC	10 A	87%	89%
MP-DRA240-48A			+48 V DC	5 A	88%	90%

Specification

All Specifications Typical At Nominal Line, Full Load, 25°C Unless Otherwise Noticed

General					
Characteristics	Conditions	Min.	Typ.	Max.	Unit
Switching Frequency	Vi nom, Io nom		40		kHz
Isolation Voltage	Input- Output	3,000 / 4,242			V AC/V DC
	Input-FG	1,500 / 2,121			
	Output-FG	500 / 710			
Isolation Resistance	Input- Output, @ 500V DC	100			MΩ
Ambient Temperature	Operating at Vi nom MP-DRA240	-40		+ 71	°C
Derating (see Derating curve)	Vi nom, from +61°C to +71°C MP-DRA240			2.5	% / °C
Storage Temperature	Non operational	-40		+ 85	°C
Relative Humidity	Vi nom, Io nom	20		95	% RH
Temperature Coefficient	Vi nom, Io min			± 0.03	% / °C
MTBF	Bellcore Issue 6 @40°C, GB MP-DRA240-24A MP-DRA240-48A			481,000 568,000	Hours
Altitude During Operation	EN 60950-1			5,000	m
Dimension	Screw terminal type	L124.5 × W83.5 × D123.6			mm
	Detachable connector type	L143.5 × W83.5 × D123.6			
Cooling	Free air convection				
Installation Position	Vertical (other direction may derating using)				
Pollution Degree		2			

Newark.com/multicomp-pro
Farnell.com/multicomp-pro
Element14.com/multicomp-pro

multicomp PRO

240W AC to DC Power Supply DIN Rail Mount

multicomp PRO

Input Specifications						
Characteristics	Conditions		Min.	Typ.	Max.	Unit
Rated input voltage	Io nom		115 / 230 (auto select)			V AC
Absolute input max. Range	Ta min ... Ta max,	AC in	115V selected	90	132	V AC
	Io nom	AC in	230V selected	180	264	V AC
		DC in		210	375	V DC
Input Current	Vi : 115 / 230 V AC, Io nom		MP-DRA240	4 / 1.55		A
Rated input Current	Vi : 90 / 180 V AC, Io nom		MP-DRA240		5.4 / 2.2	A
Line Frequency	Vi nom, Io nom		47		63	Hz
Inrush current	Vi : 115 / 230 V AC, Io nom		MP-DRA240		30 / 60	A
Power Dissipation	Vi : 230 V AC, Io nom		MP-DRA240(24V/48V)	35 / 32		W
Leakage Current	Input-Output				0.25	mA
	Input-FG				3.5	mA
Power factor (Passive)	Vi : 230V AC, Io nom		MP-DRA240	0.75		

Output Specifications

Characteristics	Conditions		Min.	Typ.	Max.	Unit
Output voltage accuracy (Adjusted before shipment)	Vi nom, Io max		0		+ 1	%
Minimum Load	Vi nom		0			%
Line Regulation	Io nom, Vi min ...Vi max				± 0.5	%
Load Regulation	Vi nom, single mode				± 1	%
	Io min ...Io nom parallel mode				± 5	%
Voltage trim Range	Vi nom, 0.8 Io nom	24V 48V	22.5 47		28.5 56	V DC
Rated continuous loading	Vi nom	MP-DRA240-24A MP-DRA240-48A			5A @ 48V DC / 4.2A @ 56 V DC	
Hold up Time	Vi : 115 / 230 V AC, Io nom		25 / 30			ms
Turn on Time	Vi nom, Io nom				2,500	ms
	Vi nom, Io nom with 7000µF CAP				2,500	ms
Rise Time	Vi nom, Io nom				150	ms
	Vi nom, Io nom with 7000µF CAP				500	ms
Fall Time	Vi nom, Io nom				150	ms
Transient Recovery Time	Vi nom, 1 to 0.5 Io nom				2	ms
Ripple & Noise	Vi nom, Io nom, BW = 20MHz				100	mV
Power Back Immunity	Vi nom, Io nom		24V / 48V	35 / 63		V DC
Capacitor Load	Vi nom, Io nom				7,000	µF
DC ON indicator Threshold at start up (Green LED)	Vi nom, Io nom		24V	17.6	19.4	V DC
			48V	37	43	

Newark.com/multicomp-pro
Farnell.com/multicomp-pro
Element14.com/multicomp-pro

multicomp PRO

240W AC to DC Power Supply DIN Rail Mount

multicomp PRO

Characteristics	Conditions	Min.	Typ.	Max.	Unit
DC LOW Indicator Threshold after start up (Red LED)	Vi nom, Io nom 24V 48V	17.6 37		19.4 43	V DC
Parallel operation	0.1 Io min to 0.9 Io max			3	unit
Efficiency	Vi nom, Io nom, Po / Pi	Up to 90%, See model list and type efficiency curve			

Control and Protection					
Characteristics	Conditions	Min.	Typ.	Max.	Unit
Input fuse	MP-DRA240	T6.3A / 250V AC internal			
Internal surge voltage protection	IEC 61000-4-5	Varistor			
Rated over load protection	Vi nom (see typ current limited curve)	120		145	%
Power Rdy (for 24V model only)	Threshold voltage of contact closed(at start up)	17.6		19.4	V DC
	Electrical isolation	500			V DC
	Contact rating at 60V DC			0.3	A
Over voltage protection	Vi nom, 0.8 Io nom (Auto Recovery) 24V	30		33	V
	48V	60		66	V
Output short circuit		Fold forward			
Degree of protection		IP20			

Approvals and Standards	
UL / cUL	UL 508 Listed UL 60950-1 Recognized ISA 12.12.01(Class I, Division 2, Groups A, B, C and D)
TUV	EN 60950-1 EN 61558-1, EN 61558-2-16 (meet EN 60204-1)
CE	EN 61000-6-3, EN 55032 Class B, EN 61000-3-2 Class D, EN 61000-3-3 EN 61000-6-2, EN 55024, EN 61000-4-2 Level 4, EN 61000-4-3 Level 3 EN 61000-4-4 Level 4, EN 61000-4-5 L-N Level 3, L / N-FG Level 4 EN 61000-4-6 Level 3, EN 61000-4-8 Level 4, EN 61000-4-11 ENV 50204 Level 2, EN 61204-3
CCC	GB4943.1, GB9254, GB17625.1 (for DRA240 model only)
Vibration resistance	Meet IEC 60068-2-6 (Mounting on rail : 10-500 Hz, 2G, along X, Y, Z each Axis, 60 min for each Axis)
Shock resistance	Meet IEC 60068-2-27 (15G, 11ms, 3 Axis, 6 Faces, 3 times for each Face)

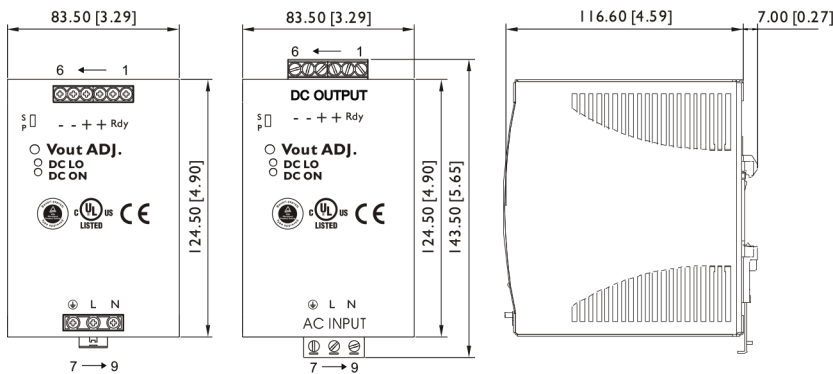
240W AC to DC Power Supply DIN Rail Mount

multicomp PRO

Physical Characteristics

Case size	Screw terminal type	124.5mm × 83.5mm × 123.6 mm (4.9 × 3.29 × 4.87 inches)
Case material	Metal	
Weight	MP-DRA240 : 1380g	

Mechanism & Pin Configuration



Construction

Easy snap-on mounting onto the DIN-Rail (TS35/7.5 or TS35/15), unit sits safely and

Installation

Ventilation / Cooling Normal convection

All sides 25mm free space For cooling recommended Connector size range

Screw terminal:

- Input connector can withstand torque at
- Output connector can withstand torque at maximum 5.5 pound-inches.

8 m/m stripping at cable end recommends

Use copper conductors only, 60 / 75°C

General Tolerance	
0[0.00] - 30[1.18]	±0.3[0.01]
30[1.18] - 120[4.72]	±0.5[0.02]
120[4.72] - 400[15.75]	±0.8[0.03]

Dimensions : Millimetres (Inches)

Pin Assignment			
PIN NO.	Designation		Description
1	OUT	RDY	A normal open circuit of PhotoMOS Relay
2			(24V model only)
3, 4		V +	Positive output terminal
5, 6		V -	Negative output terminal
7	IN	⊕	Ground this terminal to minimize high-frequency emissions
8		L	Input terminals (phase conductor, no polarity at DC input)
9		N	Input terminals (neutral conductor, no polarity at DC input)
	OTHER	DC ON	Operation indicator LED
		DC LO	DC LOW voltage indicator LED
		Vout ACJ.	Trimmer-potentiometer for Vout adjustment
		S/P	Single / Parallel select switch

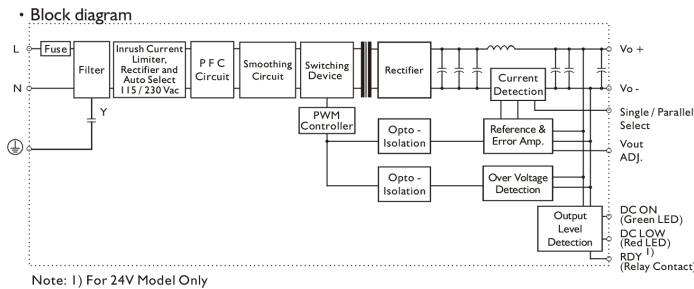
Newark.com/multicomp-pro
Farnell.com/multicomp-pro
Element14.com/multicomp-pro

multicomp PRO

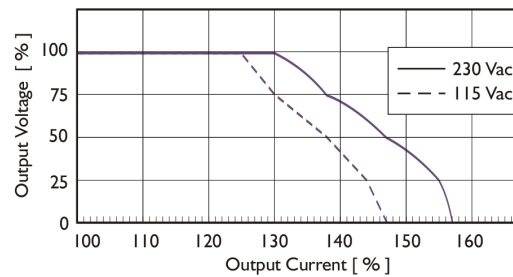
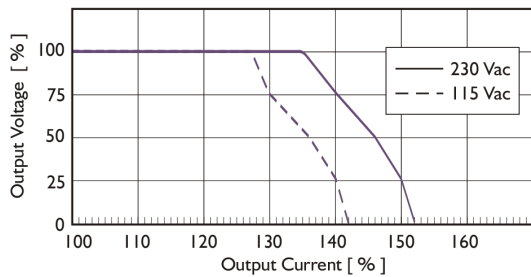
240W AC to DC Power Supply DIN Rail Mount



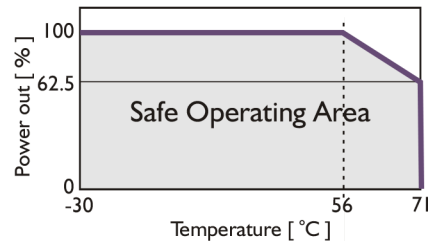
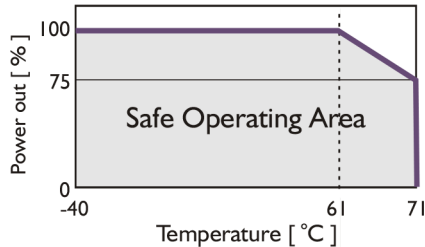
Circuit Schematic



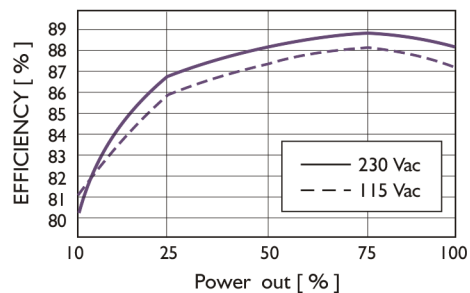
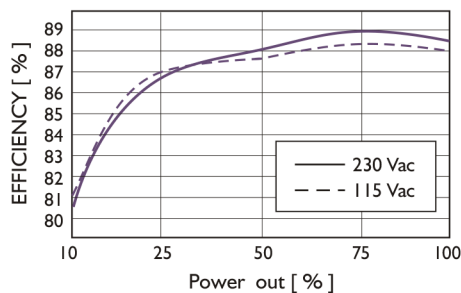
Type. Current Limited Curve



Derating Curve



Type Efficiency Curve



Important Notice : This data sheet and its contents (the "Information") belong to the members of the AVNET group of companies (the "Group") or are licensed to it. No licence is granted for the use of it other than for information purposes in connection with the products to which it relates. No licence of any intellectual property rights is granted. The Information is subject to change without notice and replaces all data sheets previously supplied. The Information supplied is believed to be accurate but the Group assumes no responsibility for its accuracy or completeness, any error in or omission from it or for any use made of it. Users of this data sheet should check for themselves the Information and the suitability of the products for their purpose and not make any assumptions based on information included or omitted. Liability for loss or damage resulting from any reliance on the Information or use of it (including liability resulting from negligence or where the Group was aware of the possibility of such loss or damage arising) is excluded. This will not operate to limit or restrict the Group's liability for death or personal injury resulting from its negligence. Multicomp Pro is the registered trademark of Premier Farnell Limited 2019.

Newark.com/multicomp-pro
Farnell.com/multicomp-pro
Element14.com/multicomp-pro

