


Roller Chains with Bent Attachments DIN ISO 606 (formerly DIN 8187-2), K2, 2 x p

Material: Special chain steels.

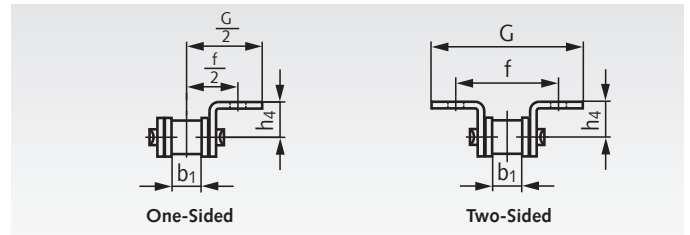
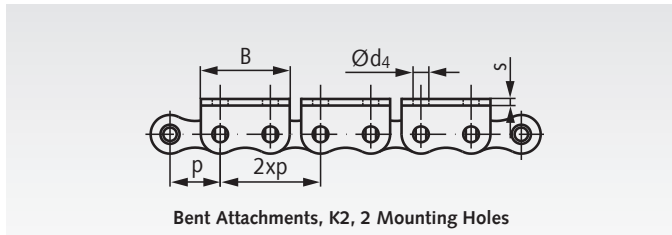
Attachment distance 2 x p
(attachment at every outer link),
either one-sided or two-sided.

Other attachment distances can be supplied at short notice.
Different attachment sizes and special chains on request.
Connecting links K2 have to be ordered separately (see below).

Ordering Details, e.g., Product No. 101 000 21, Roller Chain with Bent Attachments 06 B-1-K2, One-Sided on the Outer Link, Distance 2xp



K2 = Wide Version, 2 Mounting Holes

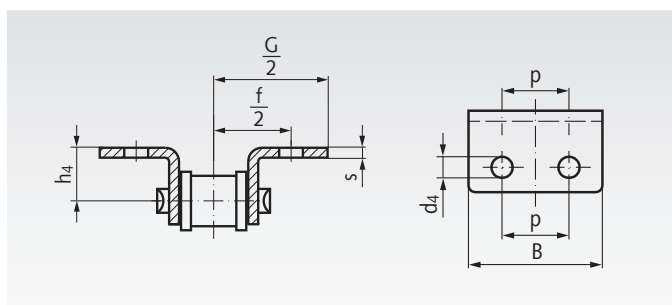


DIN ISO No.	Product No. One-Sided 2 x p	Product No. Two-Sided 2 x p	Pitch x Inner Width p x b ₁ inch	Pitch p mm	Inner Width b ₁ min. mm	h ₄ mm	d ₄ mm	f/2 mm	G/2* mm	B* mm	s min* mm	Weight*	
												1-Sided kg/m	2-Sided kg/m
06 B-1**	101 000 21	101 000 22	3/8 x 7/32"	9,525	5,72	6,5	3,5	9,5	13,7	17,7	1,2	0,51	0,61
08 B-1	105 000 21	105 000 22	1/2 x 5/16"	12,7	7,75	8,9	4,5	12,7	17,6	23,2	1,6	0,84	0,99
10 B-1	106 000 21	106 000 22	5/8 x 3/8"	15,875	9,65	10,3	5,5	15,9	22,5	29,5	1,7	1,13	1,30
12 B-1	107 000 21	107 000 22	3/4 x 7/16"	19,05	11,68	13,5	6,6	19,05	26,5	33,8	1,8	1,40	1,64
16 B-1	108 000 21	108 000 22	1" x 17,02mm	25,4	17,02	15,9	6,6	25,4	36,3	46,2	2,8	3,26	3,82

* The marked dimensions are not listed in the DIN and may vary a little.
Attachments with dimensions according to company standard are still available on request.
** This size is not listed in the DIN.

Attention please: Packing Unit 5m
If special lengths are needed, please tell us the length and the number of links (uneven number!).
Connecting links have to be ordered separately.

Connecting Links K2 with Spring Clip, with Wide, Bent Attachments DIN ISO 606 (formerly DIN 8187-2)



Wide Bent Attachment = Version K2 (view from top, turned).



One-Sided

Two-Sided

Material: Special chain steels.

Ordering Details, e.g., Product No. 101 003 21, Connecting Link K2, one-sided

K2 = Wide Version, 2 Mounting Holes

DIN ISO	Product No. One-Sided	Product No. Two-Sided	p mm	h ₄ mm	d ₄ mm	f/2 mm	G/2* mm	B* mm	s min.* mm	Weight* 1-Sided g	Weight* 2-Sided g
06 B-1**	101 003 21	101 003 22	9,525	6,5	3,5	9,5	13,7	17,7	1,2	6,2	6,2
08 B-1	105 003 21	105 003 22	12,7	8,9	4,5	12,7	17,6	23,2	1,6	13,7	18,4
10 B-1	106 003 21	106 003 22	15,875	10,3	5,5	15,9	22,5	29,5	1,7	21	29
12 B-1	107 003 21	107 003 22	19,05	13,5	6,6	19,05	26,5	33,8	1,8	29	40
16 B-1	108 003 21	108 003 22	25,4	15,9	6,6	25,4	36,3	46,2	2,8	88	116

* The marked dimensions are not listed in the DIN and may vary a little.
** This size is not listed in the DIN.

STAINLESS Stainless Version Page 63