

## T5 FHE Luxline Plus

21W/T5/830 FHE  
0002763



### Product features

- T5 FHE Luxline Plus



## PRODUCT OVERVIEW

Product name	21W/T5/830 FHE
Technology	Fluorescent
Watt (Rated) (W)	21
Lamp shape	Tube, double-ended
Type	T5 FHE Luxline Plus
Cap/Base	G5
Lamp finish	Frosted/Coated
Fixture rating	Open
General application	Education, Hospitality, Logistics & Industry, Museums & Galleries, Office, Retail, Residential & Consumer
ETIM Class	EC000108
E-number FI	4944213
E-number SE	8356510
E-number Norway	3800902
Luminous flux (lm)	1900
Rated lamp efficacy 100h 50Hz at 35°C (lm/W)	92
Colour temperature (K)	3000
Light colour	Warm White
Colour Code	830
CRI (Ra)	85
Colour Variation Initial (SDCM)	SDCM5
Photobiological Risk Group	Not applicable
Wattage (W)	21.00
Product Voltage (V)	123
Dimmable	Yes
Average life (Nominal) (h)	24000
Product EAN number	5410288027630

## DATA TABLE

### General data

Product name	21W/T5/830 FHE
Technology	Fluorescent
Watt (Rated) (W)	21
Lamp shape	Tube, double-ended

## T5 FHE Luxline Plus

21W/T5/830 FHE

0002763

Type	T5 FHE Luxline Plus
Cap/Base	G5
Lamp finish	Frosted/Coated
Fixture rating	Open
General application	Education, Hospitality, Logistics & Industry, Museums & Galleries, Office, Retail, Residential & Consumer
ETIM Class	EC000108
E-number FI	4944213
E-number SE	8356510
E-number Norway	3800902

### Optical data

Luminous flux (lm)	1900
Luminous flux (Rated) (lm)	1900
Luminous flux (Nominal) at 35°C (lm)	2100
Rated lamp efficacy 100h 50Hz at 35°C (lm/W)	92
Ambient temperature for maximum luminous flux (°C)	35
Colour temperature (K)	3000
Light colour	Warm White
Colour Code	830
CRI (Ra)	85
Colour Variation Initial (SDCM)	SDCM5
Adjustable chromaticity	N
Photobiological Risk Group	Not applicable
Rated lumen maint. factor (%) at 2000 h 50Hz	0.97
Rated lumen maint. factor (%) at 4000 h 50Hz	0.95
Rated lumen maint. factor (%) at 6000 h 50Hz	0.93
Rated lumen maint. factor (%) at 8000 h 50Hz	0.92
Rated lumen maint. factor (%) at 12000 h 50Hz	0.91
Rated lumen maint. factor (%) at 16000 h 50Hz	0.90
Rated lumen maint. factor (%) at 20000 h 50Hz	0.88

### Electrical data

Wattage (W)	21.00
Watt (Rated) - High frequency (W)	20.70
Current (A)	0.170
Product Voltage (V)	123
Control gear required	Yes
Transformer required	No
Dimmable	Yes
Drive current (mA)	170
Lamp Energy Label (class)	F
kWh per 1000 hours burning time	23

## T5 FHE Luxline Plus

21W/T5/830 FHE

0002763

### Lifetime data

Average life (Nominal) (h)	24000
Average life (Rated) (h)	24000
Rated survival factor (%) at 2000 h 50Hz	0.99
Rated survival factor (%) at 4000 h 50Hz	0.98
Rated survival factor (%) at 6000 h 50Hz	0.96
Rated survival factor (%) at 8000 h 50Hz	0.94
Rated survival factor (%) at 12000 h 50Hz	0.93
Rated survival factor (%) at 16000 h 50Hz	0.90
Rated survival factor (%) at 20000 h 50Hz	0.84

### Physical data

Nominal Product Length (mm)	850.0
Nominal Product Diameter (mm)	16
Max. Length base to base (mm) - A	849.0
Length base to pin Min-Max (mm) - B	853.7-856.1
Max. Lamp Length (mm) - C/L	863.2
Max. Lamp Diameter (mm) - D	17.0
Weight (kg)	0.064

### Packaging

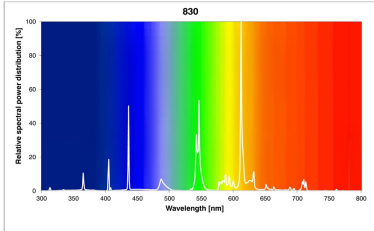
Single packaging type	Carton
Product EAN number	5410288027630
Packaging single length / height (cm)	86.2
Packaging single width (cm)	1.9
Packaging single depth (cm)	1.9
DUN14 (outer)	15410288027637
Units per outer package	25
Packaging outer length / height (cm)	87.6
Packaging outer width (cm)	10.5
Packaging outer depth (cm)	10.5

### Safety data

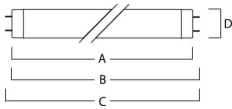
Lamp mercury content (mg)	2.30
Breakage cleaning instructions	Applicable
Recommendation for disposal at end of life	Applicable
Special purpose lamp	No
Suitable for household illumination	Yes

## PHOTOMETRY

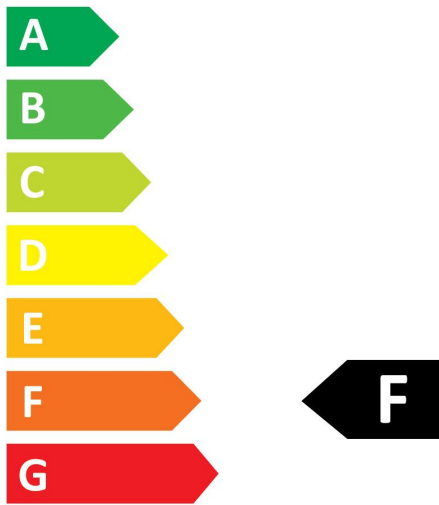
T5 FHE Luxline Plus  
21W/T5/830 FHE  
0002763



## TECHNICAL DRAWINGS



0002763



**21**  
kWh/1000h



2019/2015

# SYLVANIA

T5 FHE Luxline Plus  
21W/T5/830 FHE  
0002763



0002763



**21**  
kWh/1000h



2019/2015