

## BF2 FUSE RATED 32V



### Specifications

Housing Material:	Heat Resistant 94-V0 Thermoplastic Visible melting element
Terminal:	Copper alloy, gal. Sn 2 x M8 bolts, Distance 51 mm
Mounting Torque:	12.0 Nm +/- 1Nm
Breaking Capacity:	100 A - 300 A: 2.000 A, 32V, DC 400 A - 500 A: 1.500 A, 32V, DC
Complies with:	ISO 8820-5 UL 248 Special Purpose Fuses

### Ordering Information

Part Number	Package Size
153.5395.xxxx	200











### Description

This BF2 fuse is rated at 32V and offers a bolt-on fuse for high current wiring protection. Current rating 100A - 500A; with transparent housing material for easy detection of blown fuses.

### Time Current Characteristics

% of Rating	Opening Time Min / Max (s)	
	100A - 250A	300A - 500A
75	- / -	4 h / -
100	4 h / -	- / -
135	120 s / 1,800 s	- / -
200	1 s / 15 s	1 s / 15 s
350	0.300 s / 5 s	0.500 s / 5 s
600	0.100 s / 1 s	0.100 s / 1 s

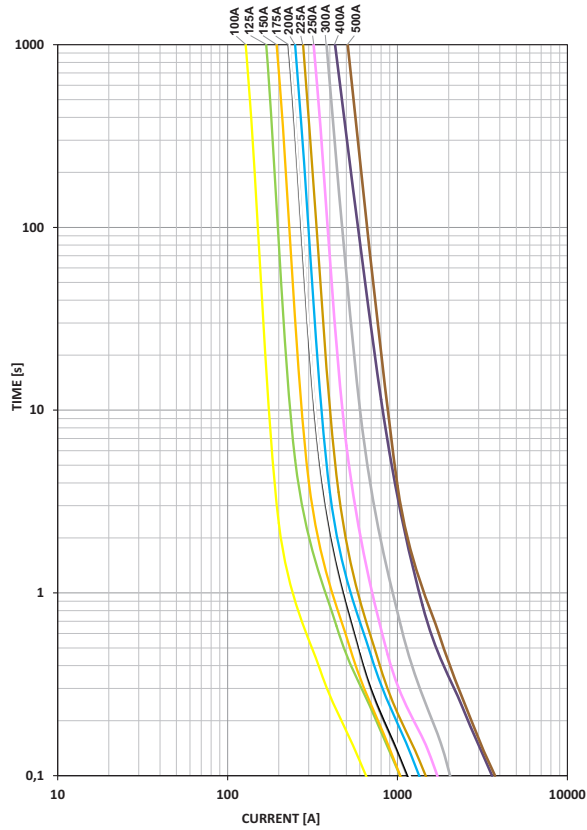
### Ratings

Part Number	Current Rating	Housing Color	Typ. Voltage Drop	Cold Resistance	I <sup>2</sup> t
153.5395.610_	100 A		110 mV	0.70 mΩ	46,800 A <sup>2</sup> s
153.5395.612_	125 A		110 mV	0.52 mΩ	118,100 A <sup>2</sup> s
153.5395.615_	150 A		110 mV	0.42 mΩ	113,400 A <sup>2</sup> s
153.5395.617_	175 A		110 mV	0.36 mΩ	154,400 A <sup>2</sup> s
153.5395.620_	200 A		110 mV	0.34 mΩ	288,000 A <sup>2</sup> s
153.5395.622_	225 A		110 mV	0.29 mΩ	236,000 A <sup>2</sup> s
153.5395.625_	250 A		110 mV	0.25 mΩ	292,500 A <sup>2</sup> s
153.5395.630_*	300 A		110 mV	0.21 mΩ	486,000 A <sup>2</sup> s
153.5395.640_*	400 A		110 mV	0.13 mΩ	964,000 A <sup>2</sup> s
153.5395.650_*	500 A		110 mV	0.12 mΩ	1,449,000 A <sup>2</sup> s

Last figure of article no. = packaging code  
Corresponding holder see Section "Fuse Holders."  
\* Parts with asterisk are short circuit protectors only.

## BF2 FUSE RATED 32V

### Time-Current Characteristic Curves



100A-300A:  $F_L=1,25$  (max. operating current:  $0,8 \times I_{rat}$  at 23°C)  
 400A-500A:  $F_L=2,00$  (max. operating current:  $0,5 \times I_{rat}$  at 23°C)

### Dimensions

Dimensions in mm

