

CIRCUIT BREAKER 3VA6 UL FRAME 250 BREAKING CAPACITY CLASS L 150KA @ 480V 4-POLE, LINE PROTECTION ETU820, LI, IN=250A OVERLOAD PROTECTION IR=100A ...250A SHORT CIRCUIT PROTECTION II=1,5...10 X IN W/O CONNECTION



| Model   |                             |
|---|-----------------------------|
| Product brand name  | SENTRON                     |
| Product designation   | Molded-case circuit breaker |
| Design of the product   | System protection           |
| Design of the load switch / acc. to UL 489 / Heating, Air Conditioning, and Refrigeration circuit breaker (HACR Type) | Yes                         |
| Design of the overcurrent release   | ETU820                      |
| Protective function of the overcurrent release  | LI                          |
| Number of poles   | 4                           |
| General technical data  |                             |
| Tension assignée d'isolement $U_i$  | 600 V                       |
| Max. rated operational voltage $U_e$ with AC 50/60Hz  | 600 V                       |
| Active power loss / for rated value of the current / at AC / in hot operating state / per device                      | 42 W                        |
| Active power loss / for rated value of the current / at AC / in hot operating state / per pole                        | 14 W                        |
| Mechanical service life (switching cycles) / typical  | 20 000                      |

|   |         |
|---|---------|
| Electrical endurance (switching cycles) / at AC-1 / at 380/415 V 50/60 Hz | 6 000   |
| Electrical endurance (switching cycles) / at AC-1 / at 690 V 50/60 Hz     | 3 000   |
| Electrical endurance (switching cycles) / at 480 V / at 50/60 Hz          | 6 000   |
| Electrical endurance (switching cycles) / at 600 V / at 50/60 Hz          | 7 500   |
| Neutral conductors / upgradeable/retrofittable                            | No      |
| Ground fault monitoring version   | Without |
| Product function  |         |
| • communication function  | Yes     |
| • other measurement function  | Yes     |

### Electricity

|   |       |
|---|-------|
| Marking / acc. to UL 489 / 100%-rated breaker                     | No    |
| Max. rated operational voltage of the size of the circuit-breaker | 250 A |
| Courant permanent assigné lu                                      | 250 A |
| Operating current   |       |
| • at 40 °C  | 250 A |
| • at 45 °C  | 250 A |
| • at 50 °C  | 250 A |
| • at 55 °C  | 250 A |
| • at 60 °C  | 250 A |
| • at 65 °C  | 245 A |
| • at 70 °C  | 277 A |

### Switching capacity according to IEC 60947

|  |        |
|--|--------|
| Switching capacity class of the circuit breaker                        | L      |
| Maximum short-circuit current breaking capacity (I <sub>cu</sub> )     |        |
| • at 240 V   | 200 kA |
| • at 415 V   | 150 kA |
| • at 690 V   | 3 kA   |
| Operational short-circuit current breaking capacity (I <sub>cs</sub> ) |        |
| • at 240 V   | 200 kA |
| • at 415 V   | 150 kA |
| • at 690 V   | 3 kA   |
| Short-circuit current making capacity (I <sub>cm</sub> )               |        |
| • at 240 V   | 440 kA |
| • at 415 V   | 330 kA |
| • at 690 V   | 4.5 kA |

### Switching capacity according to UL 489

|  |                                     |
|--|-------------------------------------|
| Breaking capacity current  |                                     |
| <ul style="list-style-type: none"> <li>• at 240 V</li> <li>• at 480 Y/277 V</li> <li>• at 480 V</li> <li>• at 600 Y/347 V</li> </ul> | 200 kA<br>150 kA<br>150 kA<br>50 kA |

### Adjustable parameters

|   |         |
|---|---------|
| Adjustable response value current / I <sub>g</sub> min.                 | 100 A   |
| Adjustable response value current / I <sub>g</sub> min.                 | 250 A   |
| Adjustable response value current / I <sub>g</sub> min.                 | 0.5     |
| Adjustable response value current / I <sub>g</sub> min.                 | 13      |
| Adjustable response value current / I <sub>i</sub> min.                 | 375 A   |
| Adjustable response value current / I <sub>i</sub> max.                 | 2 500 A |
| Ground fault protection / tripping switchable / I <sub>2t</sub> =ON/OFF | No      |

### Mechanical Design

|             |        |
|-------------|--------|
| Height [in] | 7.8 in |
| Height      | 198 mm |
| Width [in]  | 5.5 in |
| Width       | 140 mm |
| Depth [in]  | 3.4 in |
| Depth       | 86 mm  |

### Connections

|   |                    |
|---|--------------------|
| Arrangement of electrical connectors / for main current circuit | Without connection |
| Type of electrical connection / for main current circuit        | Without            |

### Auxiliary circuit

|  |   |
|--|---|
| Number of CO contacts / for auxiliary contacts | 0 |
|--|---|

### Accessories

|  |     |
|--|-----|
| Product extension / optional / motor drive | Yes |
|--|-----|

### Environmental conditions

|  |                                    |
|--|------------------------------------|
| Protection class IP / on the front   | IP40                               |
| Ambient temperature  |                                    |
| <ul style="list-style-type: none"> <li>• during operation / minimum</li> <li>• during operation / maximum</li> <li>• during storage / minimum</li> <li>• during storage / maximum</li> </ul> | -25 °C<br>70 °C<br>-40 °C<br>80 °C |

### Certificates

|  |    |
|--|----|
| Equipment marking / acc. to DIN EN 81346-2   | Q  |
| Certificate of suitability / as approval for NAVAL (no combat vessels) / Supplement SB | No |

| General Product Approval   |   | EMC   | Declaration of Conformity  | Shipping Approval   |  |
|--|---|---|--|---|--|
| <br>CSA | <br>UL |  | <br>RCM | <br>EG-Konf. | <br>ABS |

#### other

[Miscellaneous](#)

#### Further information

**Information- and Downloadcenter (Catalogs, Brochures,...)**

<http://www.siemens.com/lowvoltage/catalogs>

**Industry Mall (Online ordering system)**

<https://mall.industry.siemens.com/mall/en/en/Catalog/product?mlfb=3VA6225-8KL41-0AA0>

**Service&Support (Manuals, Certificates, Characteristics, FAQs,...)**

<https://support.industry.siemens.com/cs/ww/en/ps/3VA6225-8KL41-0AA0>

**Image database (product images, 2D dimension drawings, 3D models, device circuit diagrams, ...)**

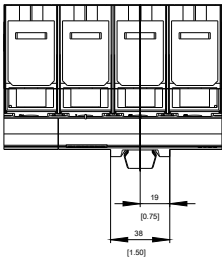
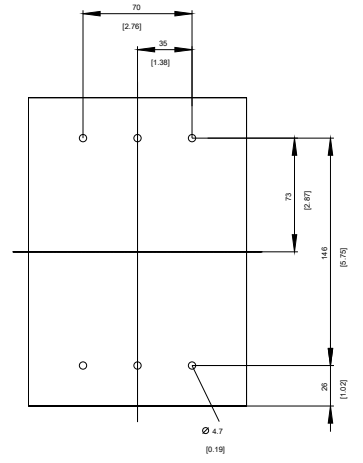
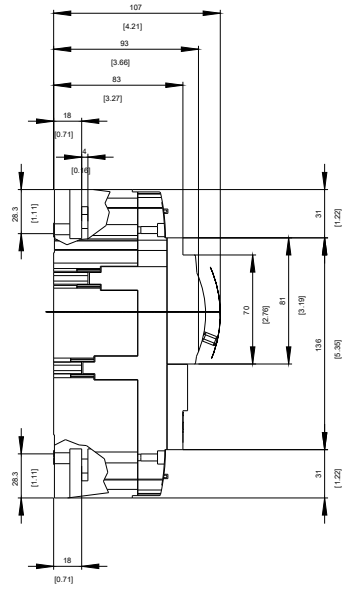
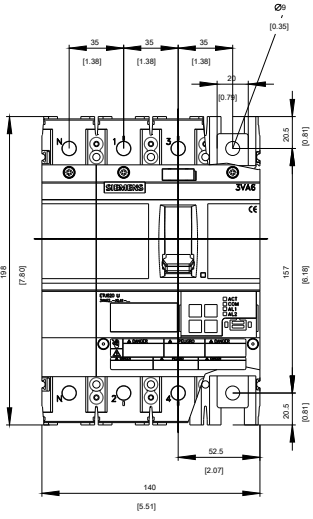
[http://www.automation.siemens.com/bilddb/cax\\_en.aspx?mlfb=3VA6225-8KL41-0AA0](http://www.automation.siemens.com/bilddb/cax_en.aspx?mlfb=3VA6225-8KL41-0AA0)

**CAX-Online-Generator**

<http://www.siemens.com/cax>

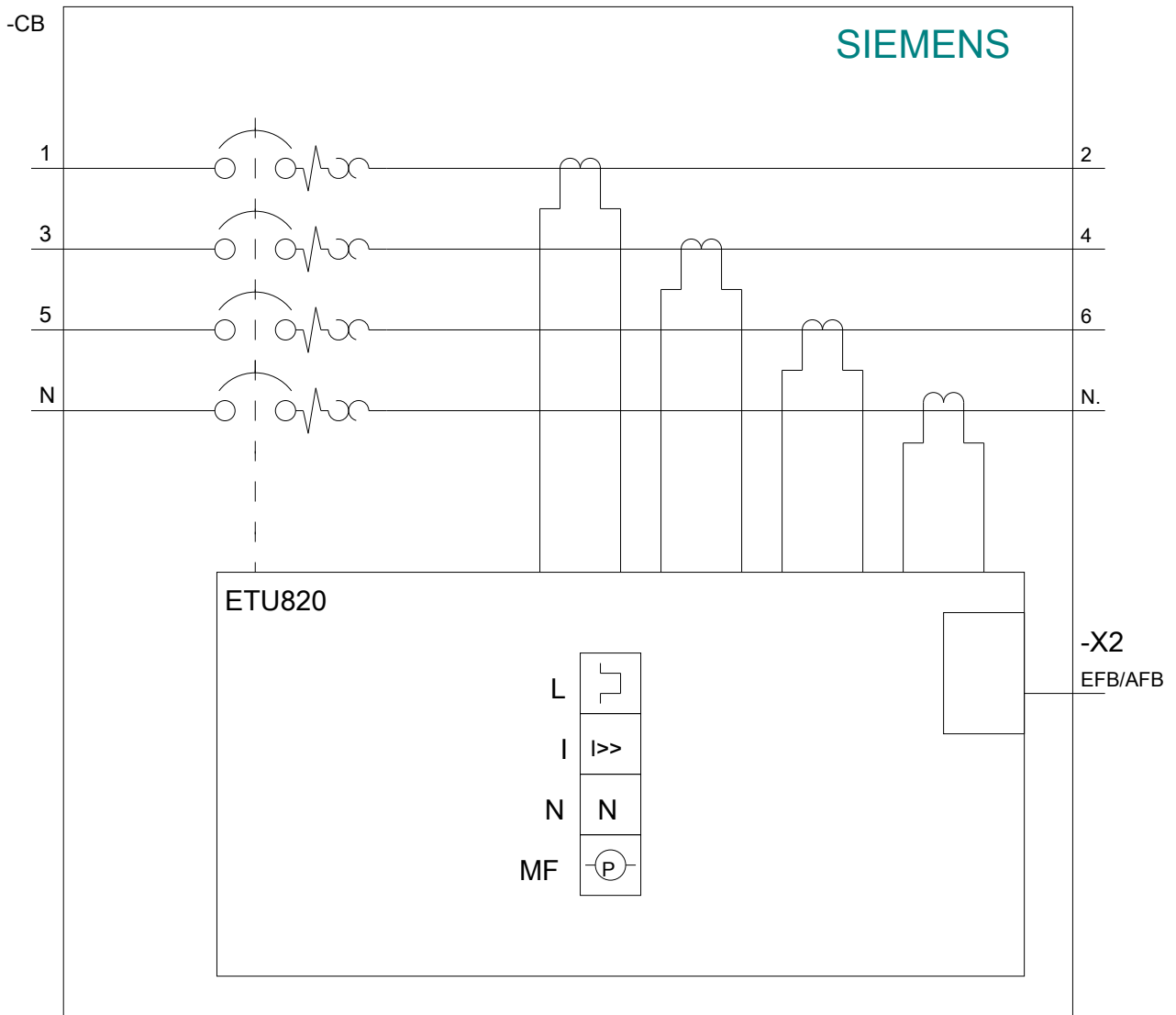
**Tender specifications**

<http://www.siemens.com/specifications>



SIEMENS





**last modified:**

09/15/2017