

M12-Splitters/T-Connectors

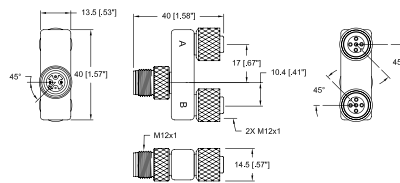
ASBS 2 M12-S2326 | ASBS 2 M12-S2325
ASBS 2 M12-S1387 | ASBS 2 M12-S3995



M12 Male to 2xM12 Female

Splitter/T-connector, two way, 4-poles with one M12 male connector and two M12 female connectors.

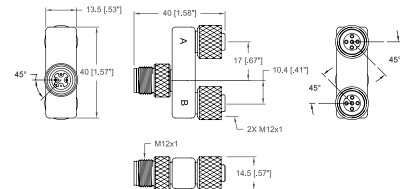
ASBS 2 M12-S2326



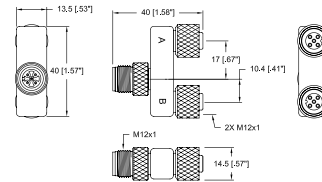
M12 Male to 2xM12 Female

Splitter/T-connector, two way, 5-poles with one M12 male connector and two M12 female connectors.

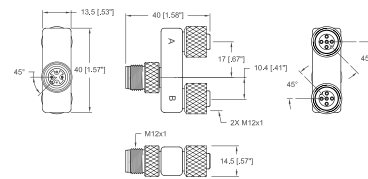
ASBS 2 M12-S2325



ASBS 2 M12-S3187



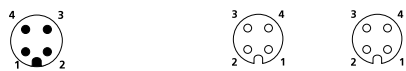
ASBS 2 M12-S3995



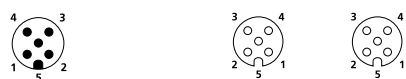
Pin Assignments

Face Views

ASBS 2 M12-S2326

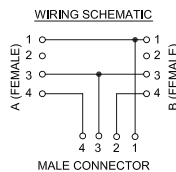


ASBS 2 M12-S2325

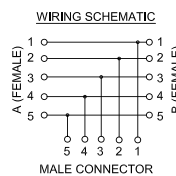


Wiring Diagrams

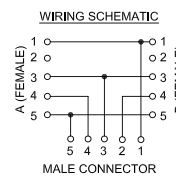
ASBS 2 M12-S2326



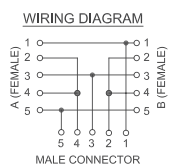
ASBS 2 M12-S2325



ASBS 2 M12-S3187



ASBS 2 M12-3995





Be Certain with Belden

M12-Splitters/T-Connectors

ASBS 2 M12-S2326 | ASBS 2 M12-S2325 | ASBS 2 M12-S3187 | ASBS 2 M12-S3995

Technical Data

Environmental

Degree of protection IP 67 / NEMA 6P
 Operating temperature range -15°C (+5°F) / +90°C (+194°F)





Mechanical

Molded body PUR, black
 Insert PUR, black
 Contact Brass, gold over nickel plated
 Coupling nut Brass, nickel-plated
 O-ring FKM

Electrical

Contact resistance ≤ 5 mΩ
 Current rating 4 A
 Voltage rating 250 V

Splitters and Adapters

| Part Number | Pins | Characteristics |
|------------------|------|---|
| ASBS 2 M12-S2326 | 4 |  |
| ASBS 2 M12-S2325 | 5 |  |
| ASBS 2 M12-S3187 | 5 |  |
| ASBS 2 M12-S3995 | 5 |  |