
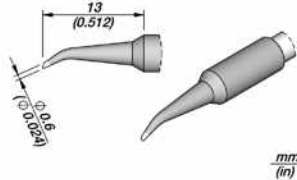

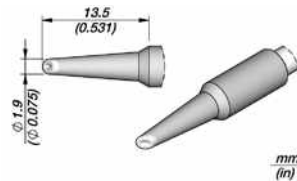
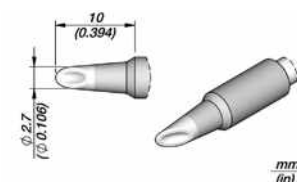
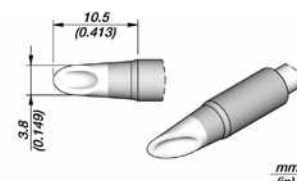

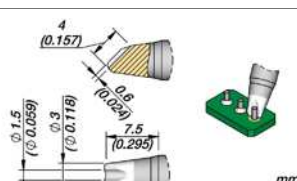
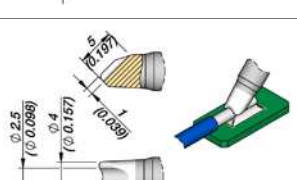


C245 Cartridges for T245 Handles

	Ref.	Description	Image	Suggested components	Compatible with
	C245-749	Cartridge Bevel Bent Ø 0.6 S2		Package 0603 Through hole	Stations: CD, CDE, DI, DDE, DME Tools: T245 range
	C245-965	Cartridge Spoon Ø 1.9		Drag soldering	Stations: CD, CDE, DI, DDE, DME Tools: T245 range
	C245-067	Cartridge Spoon Ø 2.3		Drag soldering	Stations: CD, CDE, DI, DDE, DME Tools: T245 range
	C245-931	Cartridge Spoon Ø 2.7		Drag soldering	Stations: CD, CDE, DI, DDE, DME Tools: T245 range
	C245-938	Cartridge Spoon Ø 3.8		Drag soldering	Stations: CD, CDE, DI, DDE, DME Tools: T245 range
	C245-790	Cartridge Barrel Ø 0.8		Through hole Cable sold/desol	Stations: CD, CDE, DI, DDE, DME Tools: T245 range
	C245-785	Cartridge Barrel Ø 1.5		Through hole Cable sold/desol	Stations: CD, CDE, DI, DDE, DME Tools: T245 range
	C245-763	Cartridge Pin/Connector Ø 2.5		Through hole Cable sold/desol	Stations: CD, CDE, DI, DDE, DME Tools: T245 range